



Cochrane
Library

Cochrane Database of Systematic Reviews

Gabapentin for chronic neuropathic pain in adults (Review)

Wiffen PJ, Derry S, Bell RF, Rice ASC, Tölle TR, Phillips T, Moore RA

Wiffen PJ, Derry S, Bell RF, Rice ASC, Tölle TR, Phillips T, Moore RA.
Gabapentin for chronic neuropathic pain in adults.
Cochrane Database of Systematic Reviews 2017, Issue 6. Art. No.: CD007938.
DOI: [10.1002/14651858.CD007938.pub4](https://doi.org/10.1002/14651858.CD007938.pub4).

www.cochranelibrary.com

TABLE OF CONTENTS

HEADER	1
ABSTRACT	1
PLAIN LANGUAGE SUMMARY	2
SUMMARY OF FINDINGS	4
BACKGROUND	8
OBJECTIVES	10
METHODS	10
Figure 1.	12
RESULTS	14
Figure 2.	16
Figure 3.	18
Figure 4.	19
Figure 5.	20
Figure 6.	21
Figure 7.	22
Figure 8.	23
Figure 9.	24
DISCUSSION	29
AUTHORS' CONCLUSIONS	32
ACKNOWLEDGEMENTS	33
REFERENCES	34
CHARACTERISTICS OF STUDIES	44
DATA AND ANALYSES	81
Analysis 1.1. Comparison 1 Efficacy - placebo-controlled studies, Outcome 1 At least 50% pain reduction over baseline.	83
Analysis 1.2. Comparison 1 Efficacy - placebo-controlled studies, Outcome 2 Very much improved.	83
Analysis 1.3. Comparison 1 Efficacy - placebo-controlled studies, Outcome 3 Much or very much improved.	84
Analysis 1.4. Comparison 1 Efficacy - placebo-controlled studies, Outcome 4 IMMPACT outcome of substantial improvement. .	85
Analysis 1.5. Comparison 1 Efficacy - placebo-controlled studies, Outcome 5 IMMPACT outcome of at least moderate improvement.	86
Analysis 2.1. Comparison 2 Withdrawals - placebo-controlled studies, Outcome 1 All-cause withdrawal.	88
Analysis 2.2. Comparison 2 Withdrawals - placebo-controlled studies, Outcome 2 Adverse event withdrawal.	88
Analysis 2.3. Comparison 2 Withdrawals - placebo-controlled studies, Outcome 3 Lack of efficacy withdrawal.	89
Analysis 3.1. Comparison 3 Adverse events, Outcome 1 At least one adverse event.	90
Analysis 3.2. Comparison 3 Adverse events, Outcome 2 Serious adverse events.	90
Analysis 3.3. Comparison 3 Adverse events, Outcome 3 Somnolence.	91
Analysis 3.4. Comparison 3 Adverse events, Outcome 4 Dizziness.	92
Analysis 3.5. Comparison 3 Adverse events, Outcome 5 Peripheral oedema.	92
Analysis 3.6. Comparison 3 Adverse events, Outcome 6 Ataxia or gait disturbance.	93
APPENDICES	93
FEEDBACK	105
WHAT'S NEW	109
HISTORY	109
CONTRIBUTIONS OF AUTHORS	110
DECLARATIONS OF INTEREST	110
SOURCES OF SUPPORT	111
DIFFERENCES BETWEEN PROTOCOL AND REVIEW	111
NOTES	111
INDEX TERMS	111

[Intervention Review]

Gabapentin for chronic neuropathic pain in adults

Philip J Wiffen¹, Sheena Derry², Rae Frances Bell³, Andrew SC Rice⁴, Thomas Rudolf Tölle⁵, Tudor Phillips⁶, R Andrew Moore⁷

¹Thame, UK. ²Oxford, UK. ³Regional Centre of Excellence in Palliative Care, Haukeland University Hospital, Bergen, Norway. ⁴Pain Research, Department of Surgery and Cancer, Faculty of Medicine, Imperial College London, London, UK. ⁵Department of Neurology, Klinikum Rechts der Isar, Technische Universität München, Munich, Germany. ⁶Pain Research and Nuffield Department of Clinical Neurosciences (Nuffield Division of Anaesthetics), University of Oxford, Oxford, UK. ⁷Plymouth, UK

Contact address: R Andrew Moore, Plymouth, UK. andrew.moore@omkltld.org.

Editorial group: Cochrane Pain, Palliative and Supportive Care Group.

Publication status and date: Stable (no update expected for reasons given in 'What's new'), published in Issue 2, 2020.

Citation: Wiffen PJ, Derry S, Bell RF, Rice ASC, Tölle TR, Phillips T, Moore RA. Gabapentin for chronic neuropathic pain in adults. *Cochrane Database of Systematic Reviews* 2017, Issue 6. Art. No.: CD007938. DOI: [10.1002/14651858.CD007938.pub4](https://doi.org/10.1002/14651858.CD007938.pub4).

Copyright © 2020 The Cochrane Collaboration. Published by John Wiley & Sons, Ltd.

ABSTRACT

Background

Gabapentin is commonly used to treat neuropathic pain (pain due to nerve damage). This review updates a review published in 2014, and previous reviews published in 2011, 2005 and 2000.

Objectives

To assess the analgesic efficacy and adverse effects of gabapentin in chronic neuropathic pain in adults.

Search methods

For this update we searched CENTRAL, MEDLINE, and Embase for randomised controlled trials from January 2014 to January 2017. We also searched the reference lists of retrieved studies and reviews, and online clinical trials registries.

Selection criteria

We included randomised, double-blind trials of two weeks' duration or longer, comparing gabapentin (any route of administration) with placebo or another active treatment for neuropathic pain, with participant-reported pain assessment.

Data collection and analysis

Two review authors independently extracted data and assessed trial quality and potential bias. Primary outcomes were participants with substantial pain relief (at least 50% pain relief over baseline or very much improved on Patient Global Impression of Change scale (PGIC)), or moderate pain relief (at least 30% pain relief over baseline or much or very much improved on PGIC). We performed a pooled analysis for any substantial or moderate benefit. Where pooled analysis was possible, we used dichotomous data to calculate risk ratio (RR) and number needed to treat for an additional beneficial outcome (NNT) or harmful outcome (NNH). We assessed the quality of the evidence using GRADE and created 'Summary of findings' tables.

Main results

We included four new studies (530 participants), and excluded three previously included studies (126 participants). In all, 37 studies provided information on 5914 participants. Most studies used oral gabapentin or gabapentin encarbil at doses of 1200 mg or more daily in different neuropathic pain conditions, predominantly postherpetic neuralgia and painful diabetic neuropathy. Study duration was typically four to 12 weeks. Not all studies reported important outcomes of interest. High risk of bias occurred mainly due to small size (especially in cross-over studies), and handling of data after study withdrawal.

In postherpetic neuralgia, more participants (32%) had substantial benefit (at least 50% pain relief or PGIC very much improved) with gabapentin at 1200 mg daily or greater than with placebo (17%) (RR 1.8 (95% CI 1.5 to 2.1); NNT 6.7 (5.4 to 8.7); 8 studies, 2260 participants, moderate-quality evidence). More participants (46%) had moderate benefit (at least 30% pain relief or PGIC much or very much improved) with gabapentin at 1200 mg daily or greater than with placebo (25%) (RR 1.8 (95% CI 1.6 to 2.0); NNT 4.8 (4.1 to 6.0); 8 studies, 2260 participants, moderate-quality evidence).

In painful diabetic neuropathy, more participants (38%) had substantial benefit (at least 50% pain relief or PGIC very much improved) with gabapentin at 1200 mg daily or greater than with placebo (23%) (RR 1.7 (95% CI 1.4 to 2.0); NNT 6.6 (5.0 to 10); 6 studies, 1331 participants, moderate-quality evidence). More participants (52%) had moderate benefit (at least 30% pain relief or PGIC much or very much improved) with gabapentin at 1200 mg daily or greater than with placebo (37%) (RR 1.4 (95% CI 1.3 to 1.6); NNT 6.6 (4.9 to 9.9); 7 studies, 1439 participants, moderate-quality evidence).

For all conditions combined, adverse event withdrawals were more common with gabapentin (11%) than with placebo (8.2%) (RR 1.4 (95% CI 1.1 to 1.7); NNH 30 (20 to 65); 22 studies, 4346 participants, high-quality evidence). Serious adverse events were no more common with gabapentin (3.2%) than with placebo (2.8%) (RR 1.2 (95% CI 0.8 to 1.7); 19 studies, 3948 participants, moderate-quality evidence); there were eight deaths (very low-quality evidence). Participants experiencing at least one adverse event were more common with gabapentin (63%) than with placebo (49%) (RR 1.3 (95% CI 1.2 to 1.4); NNH 7.5 (6.1 to 9.6); 18 studies, 4279 participants, moderate-quality evidence). Individual adverse events occurred significantly more often with gabapentin. Participants taking gabapentin experienced dizziness (19%), somnolence (14%), peripheral oedema (7%), and gait disturbance (14%).

Authors' conclusions

Gabapentin at doses of 1800 mg to 3600 mg daily (1200 mg to 3600 mg gabapentin encarbil) can provide good levels of pain relief to some people with postherpetic neuralgia and peripheral diabetic neuropathy. Evidence for other types of neuropathic pain is very limited. The outcome of at least 50% pain intensity reduction is regarded as a useful outcome of treatment by patients, and the achievement of this degree of pain relief is associated with important beneficial effects on sleep interference, fatigue, and depression, as well as quality of life, function, and work. Around 3 or 4 out of 10 participants achieved this degree of pain relief with gabapentin, compared with 1 or 2 out of 10 for placebo. Over half of those treated with gabapentin will not have worthwhile pain relief but may experience adverse events. Conclusions have not changed since the previous update of this review.

PLAIN LANGUAGE SUMMARY

Gabapentin for chronic neuropathic pain in adults

Bottom line

There is moderate-quality evidence that oral gabapentin at doses of 1200 mg daily or more has an important effect on pain in some people with moderate or severe neuropathic pain after shingles or due to diabetes.

Background

Neuropathic pain comes from damaged nerves. It is different from pain messages that are carried along healthy nerves from damaged tissue (for example, from a fall or cut, or arthritic knee). Neuropathic pain is often treated by different medicines (drugs) to those used for pain from damaged tissue, which we often think of as painkillers. Medicines that are sometimes used to treat depression or epilepsy can be effective in some people with neuropathic pain. One of these is gabapentin. Our definition of a good result was someone with a high level of pain relief and able to keep taking the medicine without side effects making them stop.

Study characteristics

In January 2017 we searched for clinical trials in which gabapentin was used to treat neuropathic pain in adults. We found 37 studies that satisfied the inclusion criteria, randomising 5914 participants to treatment with gabapentin, placebo, or other drugs. Studies lasted 4 to 12 weeks. Most studies reported beneficial outcomes that people with neuropathic pain think are important. Results were mainly in pain after shingles and pain resulting from nerve damage in diabetes.

Key results

In pain after shingles, 3 in 10 people had pain reduced by half or more with gabapentin and 2 in 10 with placebo. Pain was reduced by a third or more for 5 in 10 with gabapentin and 3 in 10 with placebo. In pain caused by diabetes, 4 in 10 people had pain reduced by half or more with gabapentin and 2 in 10 with placebo. Pain was reduced by a third or more for 5 in 10 with gabapentin and 4 in 10 with placebo. There was no reliable evidence for any other type of neuropathic pain.

Side effects were more common with gabapentin (6 in 10) than with placebo (5 in 10). Dizziness, sleepiness, water retention, and problems with walking each occurred in about 1 in 10 people who took gabapentin. Serious side effects were uncommon, and not different between gabapentin and placebo. Slightly more people taking gabapentin stopped taking it because of side effects.

Gabapentin is helpful for some people with chronic neuropathic pain. It is not possible to know beforehand who will benefit and who will not. Current knowledge suggests that a short trial is the best way of telling.

Quality of the evidence

The evidence was mostly of moderate quality. This means that the research provides a good indication of the likely effect. The likelihood that the effect will be substantially different is moderate.

SUMMARY OF FINDINGS

Summary of findings for the main comparison. Gabapentin compared with placebo for postherpetic neuralgia: efficacy

Gabapentin compared with placebo for postherpetic neuralgia: efficacy

Patient or population: adults with postherpetic neuralgia

Settings: community

Intervention: gabapentin \geq 1800 mg daily or gabapentin encarbil 1200 mg daily

Comparison: placebo

Outcome	Probable outcome with gabapentin	Probable outcome with placebo	RR and NNT (95% CI)	Number of studies, participants	Certainty of the evidence (GRADE)	Comments
At least 50% reduction in pain or equivalent	330 per 1000	190 per 1000	RR 1.7 (1.4 to 2.0) NNT 6.9 (5.5 to 9.4)	7 studies 2031 participants	Moderate	Downgraded because of issues around dosing, formulation, and imputation
IMMPACT definition - any substantial pain benefit	320 per 1000	170 per 1000	RR 1.8 (1.5 to 2.1) NNT 6.7 (5.4 to 8.7)	8 studies 2260 participants	Moderate	Downgraded because of issues around dosing, formulation, and imputation
Patient Global Impression of Change much or very much improved	390 per 1000	290 per 1000	RR 1.3 (1.2 to 1.5) NNT 9.7 (6.9 to 16)	7 studies 2013 participants	Moderate	Downgraded because of issues around dosing, formulation, and imputation
IMMPACT definition - any at least moderate pain benefit (includes Gong 2008 at 25% pain relief)	46 per 1000	25 per 1000	RR 1.8 (1.6 to 2.0) NNT 4.8 (4.1 to 6.0)	8 studies 2260 participants	Moderate	Downgraded because of issues around dosing, formulation, and imputation

CI: confidence interval; **IMMPACT:** Initiative on Methods, Measurement, and Pain Assessment in Clinical Trials; **NNT:** number needed to treat for an additional beneficial outcome; **RR:** risk ratio

Descriptors for levels of evidence ([EPOC 2015](#)):

High quality: this research provides a very good indication of the likely effect. The likelihood that the effect will be substantially different[†] is low.

Moderate quality: this research provides a good indication of the likely effect. The likelihood that the effect will be substantially different[†] is moderate.

Low quality: this research provides some indication of the likely effect. However, the likelihood that it will be substantially different[†] is high.

Very low quality: this research does not provide a reliable indication of the likely effect. The likelihood that the effect will be substantially different[†] is very high.

†Substantially different: a large enough difference that it might affect a decision.

Summary of findings 2. Gabapentin compared with placebo for peripheral diabetic neuropathy: efficacy

Gabapentin compared with placebo for peripheral diabetic neuropathy: efficacy

Patient or population: adults with peripheral diabetic neuropathy

Settings: community

Intervention: ≥ 1800 mg daily or gabapentin encarbil 1200 mg daily

Comparison: placebo

Outcome	Probable outcome with gabapentin	Probable outcome with placebo	RR and NNT (95% CI)	Number of studies, participants	Certainty of the evidence (GRADE)	Comments
At least 50% pain intensity reduction	380 per 1000	230 per 1000	RR 1.7 (1.4 to 2.0) NNT 6.6 (5.0 to 9.7)	6 studies 1331 participants	Moderate	Downgraded because of issues around dosing, formulation, and imputation
Any definition of substantial benefit (at least 50% pain intensity reduction or PGIC very much improved)	380 per 1000	230 per 1000	RR 1.7 (1.4 to 2.0) NNT 6.6 (5.0 to 9.7)	6 studies 1331 participants	Moderate	Downgraded because of issues around dosing, formulation, and imputation
PGIC much or very much improved	500 per 1000	300 per 1000	RR 1.7 (1.4 to 2.0) NNT 4.9 (3.6 to 7.6)	5 studies 695 participants	Moderate	Downgraded because of issues around dosing, formulation, and imputation
Any definition of moderate benefit (at least 30% pain intensity reduction or PGIC much or very much improved)	520 per 1000	370 per 1000	RR 1.4 (1.3 to 1.6) NNT 6.6 (4.9 to 9.9)	7 studies 1439 participants	Moderate	Downgraded because of issues around dosing, formulation, and imputation

CI: confidence interval; **IMPACT:** Initiative on Methods, Measurement, and Pain Assessment in Clinical Trials; **NNT:** number needed to treat for an additional beneficial outcome; **RR:** risk ratio

Descriptors for levels of evidence ([EPOC 2015](#)):

High quality: this research provides a very good indication of the likely effect. The likelihood that the effect will be substantially different[†] is low.

Moderate quality: this research provides a good indication of the likely effect. The likelihood that the effect will be substantially different[†] is moderate.

Low quality: this research provides some indication of the likely effect. However, the likelihood that it will be substantially different[†] is high.

Very low quality: this research does not provide a reliable indication of the likely effect. The likelihood that the effect will be substantially different[†] is very high.

[†] Substantially different: a large enough difference that it might affect a decision.

Summary of findings 3. Gabapentin compared with placebo for neuropathic pain (all conditions pooled): adverse events and withdrawals

Gabapentin compared with placebo for neuropathic pain (all conditions pooled): adverse events and withdrawals

Patient or population: adults with neuropathic pain

Settings: community

Intervention: gabapentin 1800 mg to 3600 mg daily (gabapentin encarbil 1200 mg to 3600 mg daily)

Comparison: placebo

Outcome	Probable outcome with gabapentin	Probable outcome with placebo	RR and NNH (95% CI)	Number of studies, participants	Certainty of the evidence (GRADE)	Comments
Participants experiencing at least one adverse event	630 per 1000	490 per 1000	RR 1.3 (1.2 to 1.4) NNH 7.5 (6.1 to 9.6)	18 studies 4279 participants	Moderate	Many events. Unlikely new research would change this finding
Adverse event withdrawals	110 in 1000	82 in 1000	RR 1.4 (1.1 to 1.7) NNH 30 (20 to 66)	22 studies 4346 participants	High	Unlikely new research would change this finding
Serious adverse events	32 in 1000	28 in 1000	RR 1.2 (0.83 to 1.7) NNH not calculated	19 studies 3948 participants	Moderate	Small number of events but no suggestion of difference
Death	3 in max 3603 exposed	5 in max 2377 exposed	Not calculated	Not calculated	Very low	Few events, relatively short duration for drug possibly taken over periods of years

CI: confidence interval; **NNH:** number needed to treat for an additional harmful outcome; **RR:** risk ratio

Descriptors for levels of evidence (EPOC 2015):

High quality: this research provides a very good indication of the likely effect. The likelihood that the effect will be substantially different[†] is low.

Moderate quality: this research provides a good indication of the likely effect. The likelihood that the effect will be substantially different[†] is moderate.



Low quality: this research provides some indication of the likely effect. However, the likelihood that it will be substantially different[†] is high.

Very low quality: this research does not provide a reliable indication of the likely effect. The likelihood that the effect will be substantially different[†] is very high.

[†] Substantially different: a large enough difference that it might affect a decision.

BACKGROUND

This is an update of a Cochrane Review titled 'Gabapentin for chronic neuropathic pain and fibromyalgia in adults', published in 2014 (Moore 2014a). The review has now been split and this update will consider only neuropathic pain. A separate updated review of gabapentin for fibromyalgia has been published (Cooper 2017).

Earlier versions of this review include 'Gabapentin for chronic neuropathic pain and fibromyalgia in adults' (Moore 2011a), and 'Gabapentin for acute and chronic pain' (Wiffen 2005). That was itself split out of a review previously published in the Cochrane Library on 'Anticonvulsant drugs for acute and chronic pain' (Wiffen 2000), an update of yet an older systematic review (McQuay 1995).

At a meeting in Oxford in early 2009 with Cochrane's Editor-in-Chief, it was decided to create separate chronic pain and acute pain reviews from the then current review on acute and chronic pain together (Wiffen 2005). The meeting was in response to controversy in the USA over the effectiveness of gabapentin as an analgesic (Landefeld 2009), together with calls for the 2005 review to be updated with the inclusion of unpublished information made available through litigation (Vedula 2009). It was agreed to update the 2005 review by splitting the earlier one into two components: one review looking at the role of gabapentin in chronic neuropathic pain (including neuropathic pain of any cause, and fibromyalgia), and a second one to determine the effects of gabapentin in acute postoperative pain. Other reviews may examine gabapentin in chronic musculoskeletal pain. The unpublished data were included in the 2011 review on chronic neuropathic pain and fibromyalgia (Moore 2011a), and in established acute postoperative pain (Straube 2010).

This latest update is based on a template for drugs to treat neuropathic pain, using current standards for Cochrane Reviews, including assessment of the reliability of the evidence with GRADE, and based on criteria for what constitutes reliable evidence in chronic pain (Moore 2010a; Moore 2013a; Appendix 1).

Description of the condition

Neuropathic pain is a consequence of a pathological maladaptive response of the nervous system to 'damage' from a wide variety of potential causes (Colloca 2017). It is characterised by pain in the absence of an noxious stimulus, or where minor or moderate nociceptive stimuli evoke exaggerated levels of pain. Neuropathic pain may be spontaneous (continuous or paroxysmal) in its temporal characteristics or be evoked by sensory stimuli (dynamic mechanical allodynia where pain is evoked by light touch of the skin).

Neuropathic pain is heterogeneous in etiology, pathophysiology, and clinical appearance. The 2011 International Association for the Study of Pain definition of neuropathic pain is "pain caused by a lesion or disease of the somatosensory system" (Jensen 2011), based on a definition agreed at an earlier consensus meeting (Treede 2008). Neuropathic pain is associated with a variety of sensory loss (numbness) and sensory gain (allodynia) clinical phenomena, the exact patterns of which vary between people and disease, perhaps reflecting different pain mechanisms operating in an individual person and, therefore, potentially predictive of response to treatment (Demant 2014; Helfert 2015; von Hehn 2012). A new approach of subgrouping people with peripheral

neuropathic pain of different etiologies according to intrinsic sensory profiles has generated three profiles that may be related to pathophysiological mechanisms and may be useful in clinical trial design to enrich the study population for treatment responders (Baron 2017).

Pre-clinical research hypothesises a bewildering array of possible pain mechanisms that may operate in people with neuropathic pain, which largely reflect pathophysiological responses in both the central and peripheral nervous systems, including neuronal interactions with immune cells (Baron 2012; Calvo 2012; von Hehn 2012). Overall, the treatment gains in neuropathic pain, to even the most effective of available drugs, are modest (Finnerup 2015; Moore 2013b), and a robust classification of neuropathic pain is not yet available (Finnerup 2013).

Neuropathic pain is usually classified according to the cause of nerve injury. There may be many causes, but some common causes of neuropathic pain include diabetes (painful diabetic neuropathy (PDN)), shingles (postherpetic neuralgia (PHN)), amputation (stump and phantom limb pain), neuropathic pain after surgery or trauma, stroke or spinal cord injury, trigeminal neuralgia, and HIV infection. Sometimes the cause is unknown.

Many people with neuropathic pain conditions are significantly disabled with moderate or severe pain for many years. Chronic pain conditions comprised five of the 11 top-ranking conditions for years lived with disability in 2010 (Vos 2012), and are responsible for considerable loss of quality of life and employment, and increased healthcare costs (Moore 2014a). A US study found the healthcare costs were threefold higher for people with neuropathic pain than matched control subjects (Berger 2004). A UK study and a German study showed a two- to threefold higher level of use of healthcare services in people with neuropathic pain than those without (Berger 2012; Berger 2009). For PHN, for example, studies demonstrate large loss of quality of life and substantial costs (Scott 2006; Van Hoek 2009).

In systematic reviews, the overall prevalence of neuropathic pain in the general population is reported to be between 7% and 10% (Van Hecke 2014), and about 7% in a systematic review of studies published since 2000 (Moore 2014a). In individual countries, prevalence rates have been reported as 3.3% in Austria (Gustorff 2008), 6.9% in France (Bouhassira 2008), and up to 8% in the UK (Torrance 2006). Some forms of neuropathic pain, such as PDN and post-surgical chronic pain (which is often neuropathic in origin), are increasing (Hall 2008). The prevalence of PHN is likely to fall if vaccination against the herpes virus becomes widespread.

Estimates of incidence vary between individual studies for particular origins of neuropathic pain, often because of small numbers of cases. In primary care in the UK, between 2002 and 2005, the incidences (per 100,000 person-years' observation) were 28 (95% confidence interval (CI), 27 to 30) for PHN, 27 (95% CI, 26 to 29) for trigeminal neuralgia, 0.8 (95% CI, 0.6 to 1.1) for phantom limb pain, and 21 (95% CI, 20 to 22) for PDN (Hall 2008). Other studies have estimated an incidence of 4 in 100,000 per year for trigeminal neuralgia (Katusic 1991; Rappaport 1994), and 12.6 per 100,000 person-years for trigeminal neuralgia and 3.9 per 100,000 person-years for PHN in a study of facial pain in the Netherlands (Koopman 2009). One systematic review of chronic pain demonstrated that some neuropathic pain conditions, such as PDN, can be more common than other neuropathic pain conditions, with prevalence

rates up to 400 per 100,000 person-years (McQuay 2007). It is also the case that pains not classified as neuropathic can have neuropathic features. In a community study of recent joint pain, features of neuropathic pain were common and were present in over half of those reporting pain of at least moderate severity (Soni 2013).

Neuropathic pain is difficult to treat effectively, with only a minority of people experiencing a clinically relevant benefit from any one intervention (Kalso 2013; Moore 2013b). A multidisciplinary approach is now advocated, combining pharmacological interventions with physical or cognitive (or both) interventions. The evidence for more invasive interventional therapies such as neural blockade or intrathecal medication is very weak, or non-existent (Dworkin 2013). Conventional analgesics such as paracetamol (acetaminophen) and nonsteroidal anti-inflammatory drugs (NSAID) are not thought to be effective, but without evidence to support or refute that view (Moore 2015a; Wiffen 2016). Some people may derive some benefit from a topical lidocaine patch or low-concentration topical capsaicin, although evidence about benefits is uncertain (Derry 2012; Derry 2014). High-concentration topical capsaicin may benefit some people with PHN (Derry 2017). Treatment is often by so-called 'unconventional analgesics' (pain modulators) such as antidepressants (duloxetine and amitriptyline; Lunn 2014; Moore 2014b; Moore 2015b; Sultan 2008), or antiepileptics (gabapentin or pregabalin; Moore 2009; Moore 2014b; Wiffen 2013). Evidence for efficacy of opioids is unconvincing (Derry 2016; Gaskell 2016; Stannard 2016; Wiffen 2015).

The proportion of people who achieve worthwhile pain relief (typically at least 50% pain intensity reduction; Moore 2014c) is small, generally only 10% to 25% more than with placebo, with numbers needed to treat for an additional beneficial outcome (NNT) usually between 4 and 10 (Kalso 2013; Moore 2013b). Neuropathic pain is not particularly different from other chronic pain conditions in that only a small proportion of trial participants have a good response to treatment (Moore 2013b).

The current National Institute for Health and Care Excellence (NICE) guidance for the pharmacological management of neuropathic pain suggests offering a choice of amitriptyline (Moore 2012b), duloxetine (Lunn 2014), gabapentin, or pregabalin (Moore 2009) as initial treatment for neuropathic pain (with the exception of trigeminal neuralgia), with switching if the first, second, or third drugs tried are not effective or not tolerated (NICE 2013). This concurs with other recent guidance (Finnerup 2015).

Description of the intervention

Gabapentin is licensed for the treatment of peripheral and central neuropathic pain in adults in the UK at doses up to 3.6 grams (3600 mg) daily. It is given orally, usually as tablets or capsules, but sometimes as an oral solution (50 mg/ml). Guidance suggests that gabapentin treatment can be started at a dose of 300 mg per day for treating neuropathic pain. Based on individual patient response and tolerability, the dosage may be increased by 300 mg per day until pain relief is experienced or adverse effects make taking the drug intolerable (EMC 2017). US marketing approval for gabapentin was granted in 2002 for postherpetic neuralgia; in Europe, the label was changed to include peripheral neuropathic pain in 2006. Gabapentin has the trade name Neurontin™, and is also available as generic products in some parts of the world.

Gabapentin has a half-life of five to seven hours. It is absorbed through a saturable transport system, so that absorption is not linear, and the transporter is found only in the proximal small bowel. This means that the drug needs to be administered at least three times daily, and may result in plasma trough levels. Two new formulations have attempted to improve the availability of the drug. The first is an extended release, gastro-retentive formulation, designed to provide continuous delivery at the optimal site of absorption over 8 to 10 hours (Sang 2013). The second uses an extended-release prodrug (gabapentin encarbil) that is absorbed through a high capacity transport system found throughout the intestine, and then undergoes rapid hydrolysis to gabapentin. It is claimed to provide sustained, dose-proportional gabapentin exposure (Backonja 2011), and can be administered twice daily.

Gabapentin can also be formulated as an aqueous solution for injection. This formulation is not available commercially or licensed for treatment of any type of neuropathic pain or fibromyalgia.

Gabapentin misuse has been reported, and the consequences documented and systematically reviewed (Evoy 2017; Quintero 2017).

How the intervention might work

Gabapentin's mechanism of action is primarily attributed to its effect on calcium channels located throughout the peripheral and central nervous systems, which modify the release of neurotransmitters and reduce excitability of nerve cells (Boyle 2014; Chang 2014). This mode of action confers antiepileptic, analgesic, and sedative effects. Research also indicates that gabapentin acts by blocking new synapse formation (Eroglu 2009).

Why it is important to do this review

Some, but not all, antiepileptics can reduce neuropathic pain (Wiffen 2010). Gabapentin is an antiepileptic widely prescribed for neuropathic pain, and it is common practice in some countries to aim for the maximum tolerated dose. There is growing controversy over whether this practice is justified by experimental evidence from double-blind randomised trials. Guidance on prescribing typically puts gabapentin amongst the first-line agents (Finnerup 2015; NICE 2013). Despite this guidance based on good evidence, prescribing for neuropathic pain often involves paracetamol or paracetamol combined with opioids (Hall 2013), for which there is no evidence of efficacy (Wiffen 2016).

The standards used to assess evidence in chronic pain trials have evolved substantially in recent years, with particular attention being paid to trial duration, withdrawals, and statistical imputation following withdrawal, all of which can substantially alter estimates of efficacy (Appendix 1). The most important change is the move from using mean pain scores, or mean change in pain scores, to the number of people who have a large decrease in pain (by at least 50%) and who continue in treatment, ideally in trials of 8 to 12 weeks' duration or longer. Pain intensity reduction of 50% or more correlates with improvements in co-morbid symptoms, function, and quality of life. These standards are set out in the *PaPaS Author and Referee Guidance* for pain studies of Cochrane Pain, Palliative and Supportive Care (PaPaS 2012).

This Cochrane Review assesses the evidence using methods that make both statistical and clinical sense, and uses developing criteria for what constitutes reliable evidence in chronic pain

(Moore 2010a). Trials included and analysed meet a minimum of reporting quality (blinding, randomisation), validity (duration, dose and timing, diagnosis, outcomes, etc), and size (ideally at least 500 participants in a comparison in which the NNT is 4 or above; Moore 1998). This approach sets high standards for the demonstration of efficacy and marks a departure from how reviews were conducted previously.

OBJECTIVES

To assess the analgesic efficacy and adverse effects of gabapentin in chronic neuropathic pain in adults.

METHODS

Criteria for considering studies for this review

Types of studies

We included randomised controlled trials (RCTs) with double-blind (participant and observers) assessment of participant-reported outcomes, following two weeks of treatment or longer, although the emphasis of the review was on studies of eight weeks or longer. We required full journal publication, with the exception of online clinical trial results summaries of otherwise unpublished clinical trials, and abstracts with sufficient data for analysis.

We did not include short abstracts (usually meeting reports with inadequate or no reporting of data). We excluded studies of experimental pain, case reports, and clinical observations.

Types of participants

We included adult participants aged 18 years and above, with one or more chronic neuropathic pain condition including (but not limited to):

1. cancer-related neuropathy;
2. central neuropathic pain;
3. complex regional pain syndrome (CRPS) Type II;
4. HIV neuropathy;
5. painful diabetic neuropathy;
6. phantom limb pain;
7. postherpetic neuralgia;
8. postoperative or traumatic neuropathic pain;
9. spinal cord injury;
10. trigeminal neuralgia.

Where we included studies with more than one type of neuropathic pain, we analysed results according to the primary condition if identifiable.

Types of interventions

Gabapentin in any dose, by any route, administered for the relief of neuropathic pain and compared to placebo or any other active comparator.

Types of outcome measures

We anticipated that studies would use a variety of outcome measures, with most studies using standard subjective scales (numerical rating scale (NRS) or visual analogue scale (VAS)) for pain intensity or pain relief, or both. We were particularly interested

in Initiative on Methods, Measurement, and Pain Assessment in Clinical Trials (IMMPACT) definitions for moderate and substantial benefit in chronic pain studies (Dworkin 2008). These were defined as:

1. at least 30% pain relief over baseline (moderate);
2. at least 50% pain relief over baseline (substantial);
3. much or very much improved on Patient Global Impression of Change scale (PGIC; moderate);
4. very much improved on PGIC (substantial).

These outcomes concentrate on dichotomous outcomes where pain responses do not follow a normal (Gaussian) distribution. People with chronic pain desire high levels of pain relief, ideally more than 50% pain intensity reduction, and ideally having no worse than mild pain (Moore 2013c; O'Brien 2010).

Primary outcomes

1. Participant-reported pain intensity reduction of 30% or greater
2. Participant-reported pain intensity reduction of 50% or greater
3. Patient-reported global impression of clinical change (PGIC) much or very much improved
4. Patient-reported global impression of clinical change (PGIC) very much improved

Secondary outcomes

1. Any pain-related outcome indicating some improvement.
2. Withdrawals due to lack of efficacy, adverse events, and for any cause.
3. Participants experiencing any adverse event.
4. Participants experiencing any serious adverse event. Serious adverse events typically include any untoward medical occurrence or effect that at any dose results in death, is life-threatening, requires hospitalisation or prolongation of existing hospitalisation, results in persistent or significant disability or incapacity, is a congenital anomaly or birth defect, is an 'important medical event' that may jeopardise the patient, or may require an intervention to prevent one of the above characteristics or consequences.
5. Specific adverse events, particularly somnolence and dizziness.

Search methods for identification of studies

Electronic searches

For this update we searched the following databases, without language restrictions:

1. Cochrane Central Register of Controlled Trials (CENTRAL) via the Cochrane Register of Studies Online (CRSO), 1 January 2014 to 16 January 2017;
2. MEDLINE via Ovid, 1 January 2014 to 16 January 2017;
3. Embase via Ovid, 1 January 2014 to 16 January 2017.

See [Appendix 2](#) for the CENTRAL search strategy, [Appendix 3](#) for the MEDLINE search strategy, and [Appendix 4](#) for the Embase search strategy.

Searching other resources

We reviewed the bibliographies of any RCTs identified and review articles, and searched clinical trial databases (ClinicalTrials.gov ([ClinicalTrials.gov](https://clinicaltrials.gov)) and World Health Organization (WHO) International Clinical Trials Registry Platform (ICTRP) (apps.who.int/trialsearch/)) to identify additional published or unpublished data. We did not contact investigators or study sponsors.

Data collection and analysis

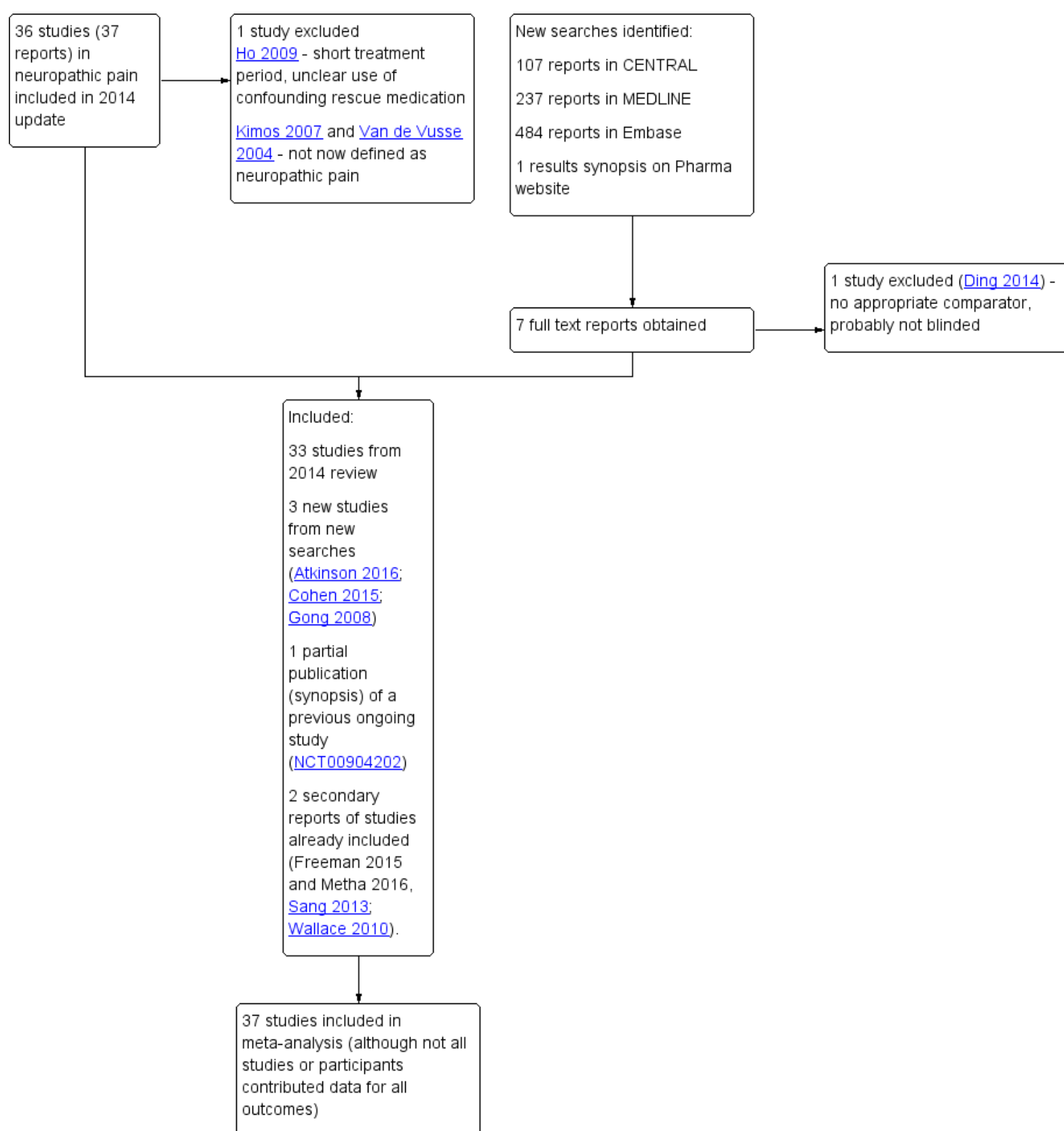
We performed separate efficacy analyses according to particular neuropathic pain conditions, and combined different neuropathic

pain conditions in analyses for adverse events and withdrawals only.

Selection of studies

We determined eligibility by reading the abstract of each study identified by the search. We eliminated studies that clearly did not satisfy the inclusion criteria, and we obtained full copies of the remaining studies. Two review authors made the decisions. Two review authors (RAM, SD) then read these studies independently and reached agreement by discussion. We did not anonymise the studies in any way before assessment. We have provided a PRISMA flow chart to illustrate the flow of studies (Moher 2009) ([Figure 1](#)).

Figure 1. Study flow diagram



Data extraction and management

Three review authors (RAM, PW, SD) extracted data independently, using a standard data extraction form, and agreed data before entry into Review Manager (RevMan) 5 (RevMan 2014) or any other analysis method. We included information about the pain condition and number of participants treated, drug and dosing regimen, study design, study duration and follow-up, analgesic outcome measures and results, withdrawals and adverse events (participants experiencing any adverse event, particular adverse events, or a serious adverse event).

Assessment of risk of bias in included studies

We used the Oxford Quality Score as the basis for inclusion (Jadad 1996), limiting inclusion to studies that were randomised and double-blind as a minimum.

Two review authors (SD, PW) independently assessed risk of bias for each study, using the criteria outlined in the *Cochrane Handbook for Systematic Reviews of Interventions* (Chapter 8, Higgins 2011), and adapted from those used by Cochrane Pregnancy and Childbirth, with any disagreements resolved by discussion. We assessed the following for each study:

1. Random sequence generation (checking for possible selection bias). We assessed the method used to generate the allocation sequence as: low risk of bias (any truly random process: random number table or computer random-number generator); unclear risk of bias (when the method used to generate the sequence was not clearly stated). We excluded studies at a high risk of bias that used a non-random process (odd or even date of birth; hospital or clinic record number).
2. Allocation concealment (checking for possible selection bias). The method used to conceal allocation to interventions prior to assignment determines whether intervention allocation could have been foreseen in advance of, or during, recruitment, or changed after assignment. We assessed the methods as: low risk of bias (telephone or central randomisation; consecutively-numbered, sealed, opaque envelopes); unclear risk of bias (when method not clearly stated). We excluded studies that did not conceal allocation and were therefore at a high risk of bias (open list).
3. Blinding of participants and personnel (checking for possible performance bias), and blinding of outcome assessment (checking for possible detection bias). We assessed the methods used to blind study personnel and participants (all outcomes were self-assessed) from knowledge of which intervention a participant received. We assessed the methods as: low risk of bias (study stated that it was blinded and described the method used to achieve blinding, for example, identical tablets, matched in appearance and smell); unclear risk of bias (study stated that it was blinded but did not provide an adequate description of how it was achieved). We excluded studies at a high risk of bias that were not double-blind.
4. Incomplete outcome data (checking for possible attrition bias due to the amount, nature, and handling of incomplete outcome data). We assessed the methods used to deal with incomplete data as: low risk of bias (fewer than 10% of participants did not complete the study or used 'baseline observation carried forward' (BOCF) analysis, or both); unclear risk of bias (used 'last observation carried forward' (LOCF) analysis); or high risk of bias (used 'completer' analysis).

5. Size of study (checking for possible biases confounded by small size (Dechartres 2013; Dechartres 2014; Moore 1998; Nüesch 2010; Thorlund 2011)). We assessed studies as being at low risk of bias (200 participants or more per treatment arm); unclear risk of bias (50 to 199 participants per treatment arm); or high risk of bias (fewer than 50 participants per treatment arm).

Measures of treatment effect

We calculated the number needed to treat for an additional beneficial outcome (NNT) as the reciprocal of the absolute risk reduction (ARR) (McQuay 1998). For unwanted effects, the NNT becomes the number needed to treat for an additional harmful outcome (NNH) and was calculated in the same manner. We used dichotomous data to calculate risk ratio (RR) with 95% confidence intervals (CI) using a fixed-effect model unless significant statistical heterogeneity was found (see below). We did not use continuous data in analyses.

Unit of analysis issues

The unit of analysis was the individual participant. For cross-over studies we planned to use first period data where possible, but otherwise to use available data and consider any potential bias that this study design presented.

Dealing with missing data

We used intention-to-treat (ITT) analysis where the ITT population consisted of participants who were randomised, took at least one dose of the assigned study medication, and provided at least one post-baseline assessment. We assigned zero improvement (baseline observation carried forward (BOCF)) to missing participants wherever possible.

We paid particular attention to methods used for imputation of missing data due to withdrawals for adverse events and lack of efficacy.

Assessment of heterogeneity

We dealt with clinical heterogeneity by combining studies that examined similar conditions. We assessed statistical heterogeneity visually (L'Abbé 1987) and with the use of the I^2 statistic (Higgins 2003). When the I^2 value was greater than 50%, we considered possible reasons for this.

Assessment of reporting biases

The aim of this review was to use dichotomous outcomes of known utility and of value to people with neuropathic pain (Hoffman 2010; Moore 2010a; Moore 2010b; Moore 2010c; Moore 2014c). The review did not depend on what the authors of the original studies chose to report or not, and studies that did not report dichotomous results for an outcome did not contribute to pooled analyses for that outcome. We extracted and used continuous data, which probably reflect efficacy and utility poorly, for illustrative purposes only.

We assessed publication bias using a method designed to detect the amount of unpublished data with a null effect required to make any result clinically irrelevant (usually taken to mean a NNT of 10 or higher in this condition; Moore 2008).

We looked for effects of possible enrichment, either complete or partial, in enrolment of participants into the studies. Enrichment typically means including participants known to respond to a

therapy, and excluding those known not to respond, or to suffer unacceptable adverse effects, though for gabapentin no significant effects have been shown from partial enrichment (Straube 2008). Enriched enrolment randomised withdrawal studies, known to produce higher estimates of efficacy, would not be pooled (McQuay 2008).

Data synthesis

We used a fixed-effect model for meta-analysis, unless there was significant clinical heterogeneity and it was still considered appropriate to combine studies. In such cases we would use a random-effects model.

Quality of evidence

Quality of the evidence

We used the GRADE system to assess the quality of the evidence related to the key outcomes listed in [Types of outcome measures](#), as appropriate ([Appendix 6](#)). Two review authors (RAM, SD) independently rated the quality of the evidence for each outcome.

We paid particular attention to inconsistency, where point estimates varied widely across studies or confidence intervals (CIs) of studies showed minimal or no overlap (Guyatt 2011), and potential for publication bias, based on the amount of unpublished data required to make the result clinically irrelevant (Moore 2008).

In addition, there may be circumstances where the overall rating for a particular outcome needs to be adjusted as recommended by GRADE guidelines (Guyatt 2013a). For example, where there were so few data that the results were highly susceptible to the random play of chance, or if a study used last observation carried forward (LOCF) imputation in circumstances where there were substantial differences in adverse event withdrawals, one would have no confidence in the result, and would need to downgrade the quality of the evidence by three levels, to very low quality. In circumstances where there were no data reported for an outcome, we would have reported the level of evidence as very low quality (Guyatt 2013b).

In addition, we are aware that many Cochrane Reviews are based largely or wholly on small underpowered studies, and the danger of making conclusive assessments of evidence based on inadequate information (AlBalawi 2013; Brok 2009; Roberts 2015; Turner 2013).

'Summary of findings' table

We have included a 'Summary of findings' table as set out in the PaPaS author guide (PaPaS 2012), and recommended in the *Cochrane Handbook for Systematic Reviews of Interventions* (Chapter 11, Schünemann 2011a). The table includes, where possible, outcomes equivalent to moderate or substantial benefit of at least 30% and at least 50% pain intensity reduction, PGIC (possibly at least substantial improvement and at least moderate improvement) (Dworkin 2008), withdrawals due to lack of efficacy, withdrawals due to adverse events, serious adverse events, and death (a particular serious adverse event).

For the 'Summary of findings' table we used the following descriptors for levels of evidence (EPOC 2015):

High: this research provides a very good indication of the likely effect. The likelihood that the effect will be substantially different[†] is low.

Moderate: this research provides a good indication of the likely effect. The likelihood that the effect will be substantially different[†] is moderate.

Low: this research provides some indication of the likely effect. However, the likelihood that it will be substantially different[†] is high.

Very low: this research does not provide a reliable indication of the likely effect. The likelihood that the effect will be substantially different[†] is very high.

[†] Substantially different: a large enough difference that it might affect a decision.

Subgroup analysis and investigation of heterogeneity

We planned for all analyses to be according to individual painful condition, because placebo response rates with the same outcome can vary between conditions, as can the drug-specific effects (Moore 2009). We also planned subgroup analysis according to dose of gabapentin, and duration of study if sufficient data were available.

Sensitivity analysis

In the 2014 review we considered a sensitivity analysis for formulation of gabapentin (standard, gastroretentive, slow-release), but there were insufficient data for meaningful analysis, and there were no additional data for these formulations. We planned no other sensitivity analyses because the evidence base was known to be too small to allow reliable analysis. Performing analyses that might inform on which patients were most likely to benefit from gabapentin treatment would require efficacy data together with detailed assessment of the exact nature and type of neuropathic pain at the individual participant level (Tölle 2013). No such data were expected to be available.

RESULTS

Description of studies

Results of the search

In the previous version of this review we considered 36 studies in 37 reports examining oral gabapentin, involving 5483 participants with chronic neuropathic pain in various different conditions, mainly PHN, PDN, or mixed neuropathic pain.

Updated database searches from January 2014 to 17 January 2017 identified 107 potentially relevant reports in CENTRAL, 237 in MEDLINE, and 484 in Embase. No additional studies were identified in clinical trials registries or reference lists of included studies or reviews.

After de-duplication and screening of titles and abstracts, we obtained the full text of seven reports. Of these, we included three new studies, with 468 participants (Atkinson 2016; Cohen 2015; Gong 2008). We also identified one report that was a secondary analysis of a study that was already included (Calkins 2016, see Zhang 2013), and two reports of pooled analyses of two studies that

were already included (Freeman 2015 and Metha 2016, see [Sang 2013](#); [Wallace 2010](#)).

One study that was previously ongoing has now completed. We could not identify a published article for this study, but we did find a synopsis with some results on the pharmaceutical company's website ([NCT00904202](#)). The study satisfied our inclusion criteria and was therefore included in this review (62 participants). We could not find any updated information on the remaining three ongoing studies ([Fleckstein 2009](#); [IRCT201212019014N14](#); [NCT00674687](#)).

We reassessed and excluded one study that had been included in the earlier review ([Ho 2009](#)). This small (18 participants) cross-over study in small fibre sensory neuropathy used a one-week titration period, followed by one week at the maximum dose and one week of wash-out, then crossed over to repeat the sequence with the other treatment. We excluded it because of the very short treatment periods (only one week at a stable dose), there was some uncertainty about the dosing schedule (although the maximum dose was clearly stated), and participants could take additional gabapentin to a maximum of 1200 mg daily if they required rescue medication and paracetamol was inadequate. There was no information about the use of this additional gabapentin, or how data from participants using it were analysed. Two further studies from the previous review are in conditions not now considered neuropathic pain ([Kimos 2007](#); [Van de Vusse 2004](#)).

[Figure 1](#) illustrates the flow of studies for this update.

Included studies

This update therefore includes four additional studies involving 530 participants, bringing the total for the review to 37 studies involving 5914 participants, although not all of the participants took all the study medication, and not all the participants were included in results.

The majority of studies involved participants with PHN and PDN. Other neuropathic pain conditions studied were spinal cord injury, phantom limb pain, cancer, nerve injury pain, CRPS, HIV, and radicular leg pain. Four studies enrolled participants with a mixture of types of neuropathic pain.

Four studies ([Irving 2009](#); [Sandercock 2012](#); [Sang 2013](#); [Wallace 2010](#)) used a gastroretentive, extended-release formulation of gabapentin, and four others ([Backonja 2011](#); [Harden 2013](#); [Rauck 2013a](#); [Zhang 2013](#)) used an extended-release prodrug, gabapentin encarbil.

Twenty-five studies had a parallel-group design and 12 had a cross-over design ([Bone 2002](#); [Gilron 2005](#); [Gilron 2009](#); [Gordh 2008](#); [Gorson 1999](#); [Harden 2013](#); [Levendoglu 2004](#); [Morello 1999](#); [Rao 2007](#); [Rintala 2007](#); [Smith 2005](#); [Tai 2002](#)). We used whatever data were available from the cross-over studies, including first period or multiple periods, though there are major issues with what constitutes the ITT denominator where there are significant withdrawals.

Parallel-group trials were larger than cross-over trials. The 25 parallel-group studies involved 5298 participants (mean 204, median 162 participants, range 26 to 452), while the 12 cross-over studies involved 621 participants (mean 48, median 40 participants, range 14 to 120). Not all studies reported the results on an ITT basis, and this was particularly the case for cross-over studies with multiple comparisons.

Twenty-eight studies either described enrolment processes that were not enriched, or had no exclusion criteria that would raise the possibility of enrichment ([Straube 2008](#)). Seven studies were partially enriched ([Caraceni 2004](#); [Irving 2009](#); [Rice 2001](#); [Sang 2013](#); [Serpell 2002](#)) or excluded participants with previous inadequate response to treatment with gabapentin or pregabalin as an exclusion criterion, which may have led to enrichment ([Cohen 2015](#); [Wallace 2010](#)). Two studies enriched for tolerance to gabapentin, but not response ([Backonja 2011](#); [Harden 2013](#)), which is probably equivalent to partial enrichment. Participants in these two studies were treated with gabapentin encarbil, a prodrug of gabapentin; these are analysed alongside the other studies, but with a view to sensitivity analysis.

Three studies reported using baseline observation carried forward (BOCF) imputation for the primary outcome ([Sandercock 2012](#); [Sang 2013](#); [Wallace 2010](#)), sometimes alongside last observation carried forward (LOCF) analyses, and one reported using BOCF imputation for the responder analyses ([Rauck 2013b](#)). Thirty-one studies either made no mention of an imputation method for missing data (19) or declared use of LOCF (12). Others performed analyses on completers only ([Atkinson 2016](#) (for responder analysis); [Rintala 2007](#)), and one presented results without imputation ([Rao 2007](#)).

Details of all eligible studies are given in the '[Characteristics of included studies](#)' table.

Excluded studies

We excluded 25 studies from this review. The earlier review excluded 21 studies because they were open-label studies, were studies in chronic conditions not considered for this review, investigated related acute conditions or preventive strategies, or did not have an appropriate comparator.

We excluded one new study because it did not have an appropriate comparator and did not appear to be blinded ([Ding 2014](#)). We reassessed and excluded three previously included studies, one because of its short duration, use of gabapentin as rescue medication, and unclear methods of analysis ([Ho 2009](#)), and two because definitions of chronic neuropathic pain had changed, and these two were now outside the current definitions ([Kimos 2007](#); [Van de Vusse 2004](#)).

Risk of bias in included studies

The risk of bias assessments identified that adequate sequence generation and allocation concealment were often inadequately reported. Additional risk of bias also derived from studies being small, and rarely describing how efficacy data were handled on withdrawal ([Figure 2](#)).

Figure 2. Methodological quality summary: review authors' judgements about each methodological quality item for each included study.

	Random sequence generation (selection bias)	Allocation concealment (selection bias)	Blinding (performance bias and detection bias)	Incomplete outcome data (attrition bias)	Size
Atkinson 2016	+	+	+	-	?
Backonja 1998	+	?	+	?	?
Backonja 2011	?	?	+	?	-
Bone 2002	+	+	+	?	-
Caraceni 2004	+	+	+	?	?
Chandra 2006	+	+	+	?	-
Cohen 2015	+	+	+	?	?
CTR 945-1008	?	?	+	?	?
CTR 945-224	+	+	+	?	?
Gilron 2005	+	+	+	?	-
Gilron 2009	+	+	+	?	-
Gong 2008	?	?	+	-	?
Gordh 2008	+	+	+	?	?
Gorson 1999	?	?	?	?	-
Hahn 2004	+	+	+	?	-
Harden 2013	+	+	?	?	?
Irving 2009	+	?	+	?	?
Levendoglu 2004	?	?	+	?	-
Mishra 2012	+	?	?	?	-
Morello 1999	?	?	+	?	-
NCT00475904	?	?	+	?	?
NCT00904202	?	?	+	-	-

Figure 2. (Continued)

NCT00904202	?	?	+	-	-
Perez 2000	?	?	?	?	-
Rao 2007	?	?	+	+	?
Rauck 2013a	+	+	+	?	?
Rauck 2013b	?	+	+	+	-
Rice 2001	+	+	+	?	?
Rintala 2007	+	+	+	-	-
Rowbotham 1998	?	+	+	?	?
Sandercock 2012	?	?	?	+	-
Sang 2013	+	?	+	+	+
Serpell 2002	+	+	+	?	?
Simpson 2001	?	?	?	?	-
Smith 2005	+	?	+	?	-
Tai 2002	+	?	+	?	-
Wallace 2010	?	+	+	+	?
Zhang 2013	+	+	+	?	?

Allocation

All studies were described as randomised, but only 22 adequately described the method used to generate the random sequence. Only 19 adequately described how the sequence was concealed. We judged studies with inadequate descriptions at unclear risk, although in most cases the methods were probably adequate but not reported.

Blinding

All studies were described as double-blind (participants, who also assessed outcomes, and personnel), but six did not adequately describe the method used to achieve and maintain blinding (Gorson 1999; Harden 2013; Mishra 2012; Perez 2000; Sandercock 2012; Simpson 2001). We judged studies with inadequate descriptions at unclear risk, although in most cases the methods were probably adequate but not reported.

Incomplete outcome data

We judged four studies at high risk of bias because they reported only on participants who completed treatment phases (Atkinson 2016; Rintala 2007), did not report groups or reasons for withdrawal and used LOCF imputation where there was 7% attrition (Gong 2008), or did not report all expected outcomes in the results synopsis and used LOCF imputation (NCT00904202). We judged five studies at low risk of bias for this domain (Rao 2007; Rauck 2013b; Sandercock 2012; Sang 2013; Wallace 2010), and the remaining 28

at unclear risk, mainly because they used LOCF imputation for early withdrawals.

Other potential sources of bias

We judged one study to be at low risk of bias due to study size (more than 200 participants each treatment arm; Sang 2013), 18 at unknown risk, with between 50 and 200 participants per treatment arm, and 18 of the included studies at high risk of bias due to study size smaller than 50 participants per treatment arm.

Effects of interventions

See: [Summary of findings for the main comparison](#) Gabapentin compared with placebo for postherpetic neuralgia: efficacy; [Summary of findings 2](#) Gabapentin compared with placebo for peripheral diabetic neuropathy: efficacy; [Summary of findings 3](#) Gabapentin compared with placebo for neuropathic pain (all conditions pooled): adverse events and withdrawals

[Appendix 7](#) contains details of withdrawals, efficacy, and adverse events in the individual studies.

Efficacy

We report efficacy results where data were available, or where there was sufficient information to justify analysis, defined as information from 200 participants or more, ideally from at least two studies.

Analyses 1.1 to 1.5 show results for the following outcomes: at least 50% reduction in pain (Analysis 1.1; Figure 3); Patient Global Impression of Change (PGIC) very much improved (Analysis 1.2;

Figure 4); PGIC much or very much improved (Analysis 1.3; Figure 5); IMMPACT outcome of substantial improvement in pain (Analysis 1.4; Figure 6); IMMPACT outcome of at least moderate improvement in pain (Analysis 1.5; Figure 7).

Figure 3. Forest plot of comparison: 1 All placebo-controlled studies, outcome: 1.1 At least 50% pain reduction over baseline.

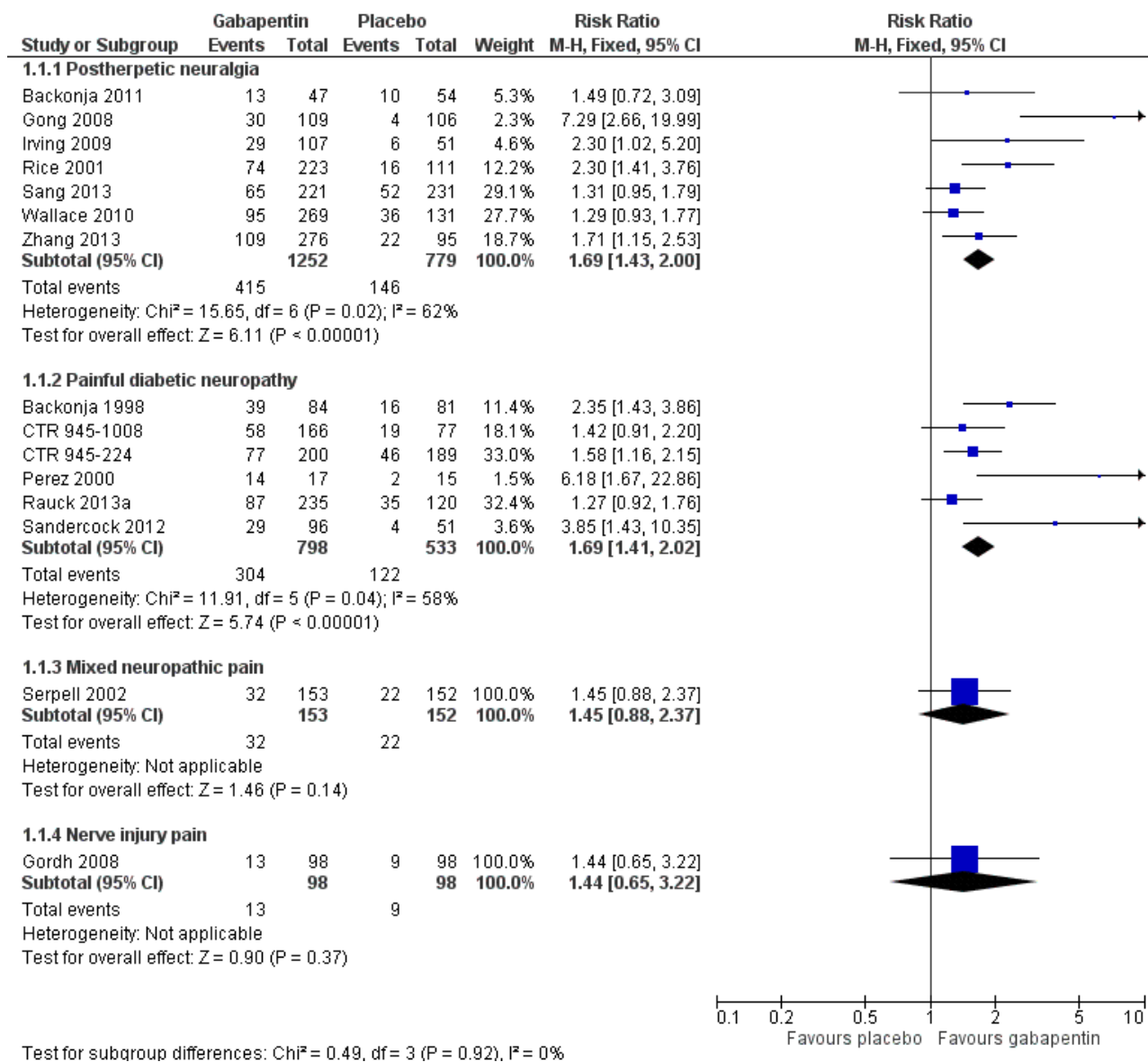


Figure 4. Forest plot of comparison: 1 All placebo-controlled studies, outcome: 1.2 Very much improved.

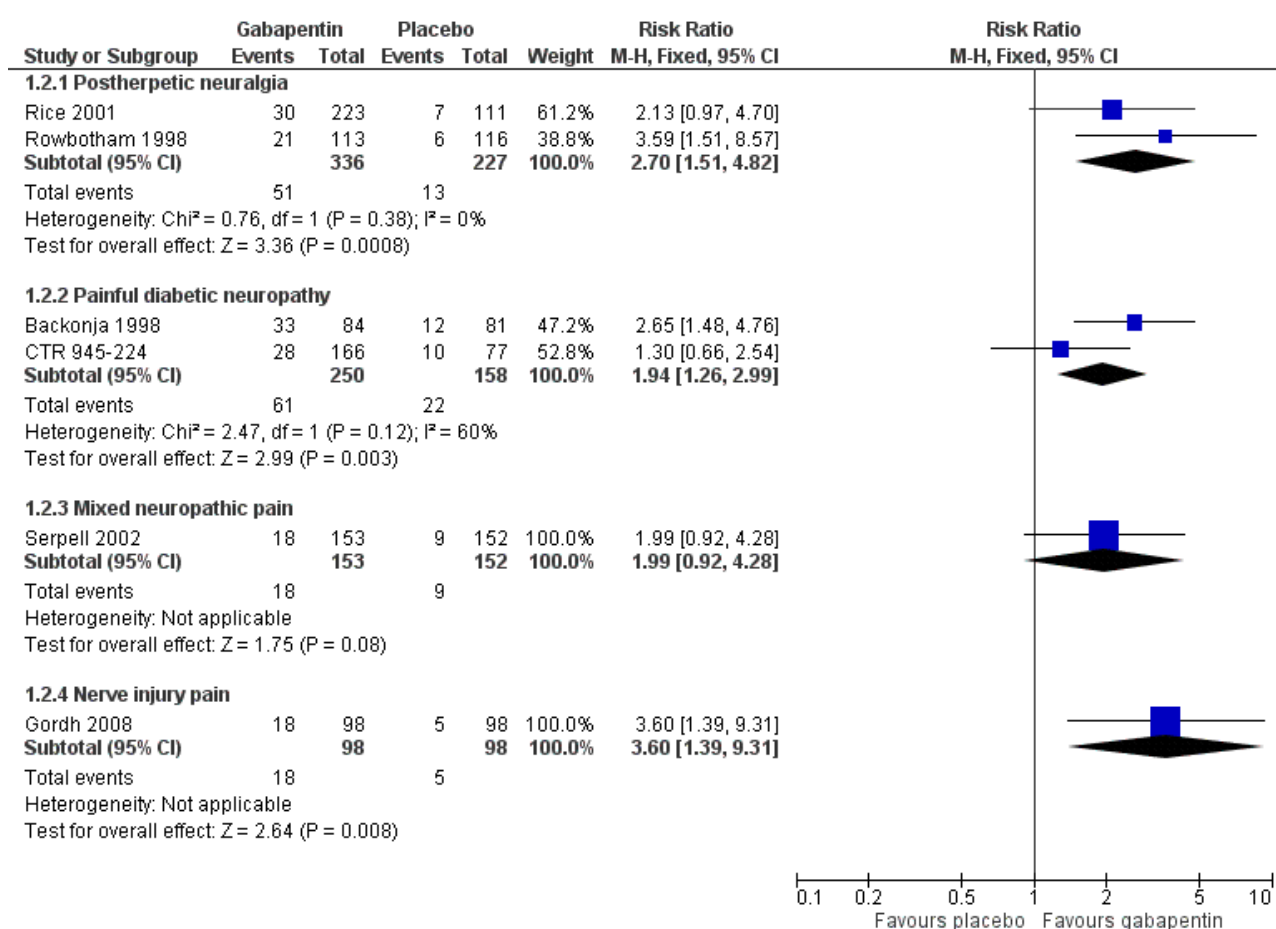


Figure 5. Forest plot of comparison: 1 All placebo-controlled studies, outcome: 1.3 Much or very much improved.

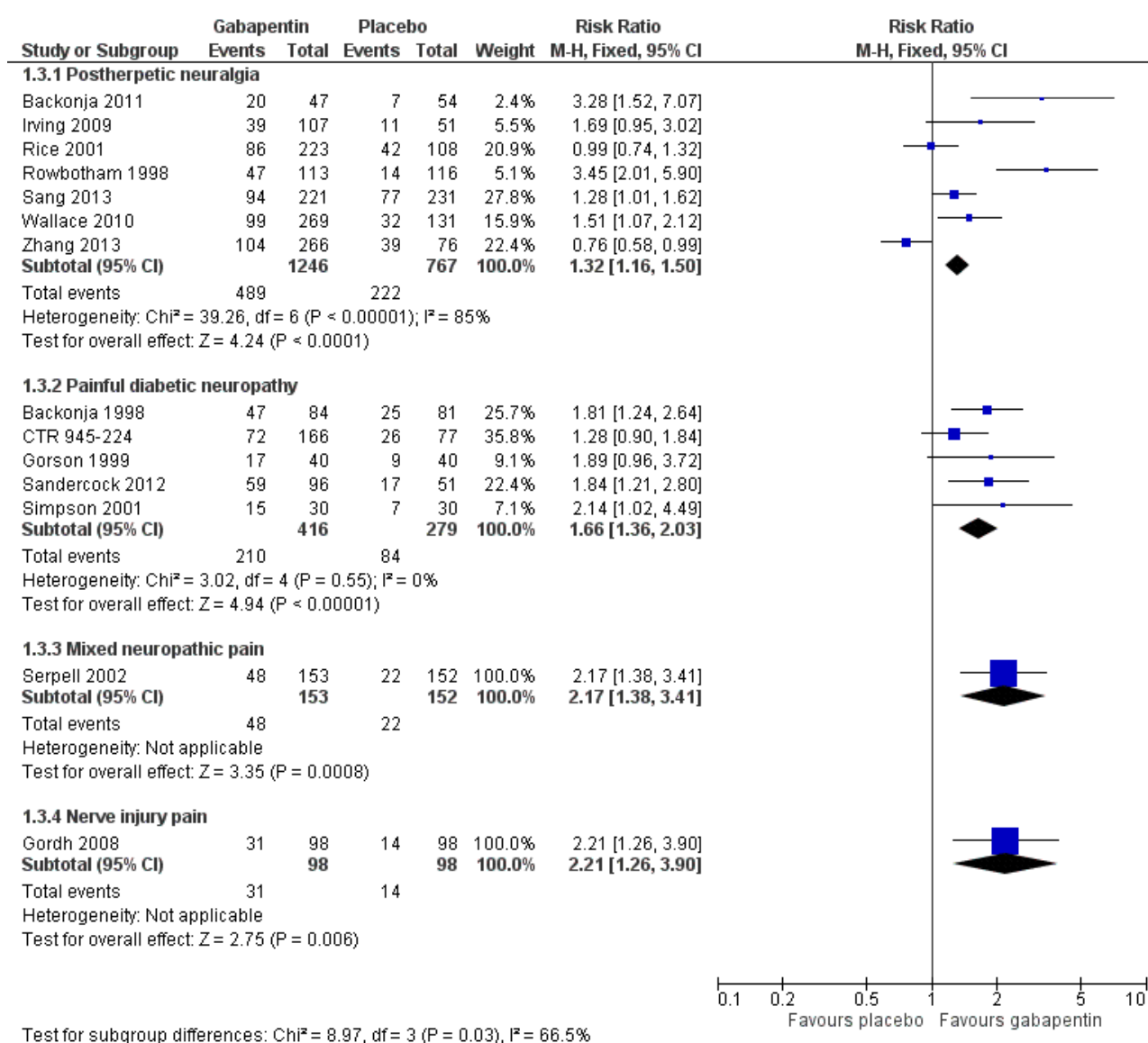
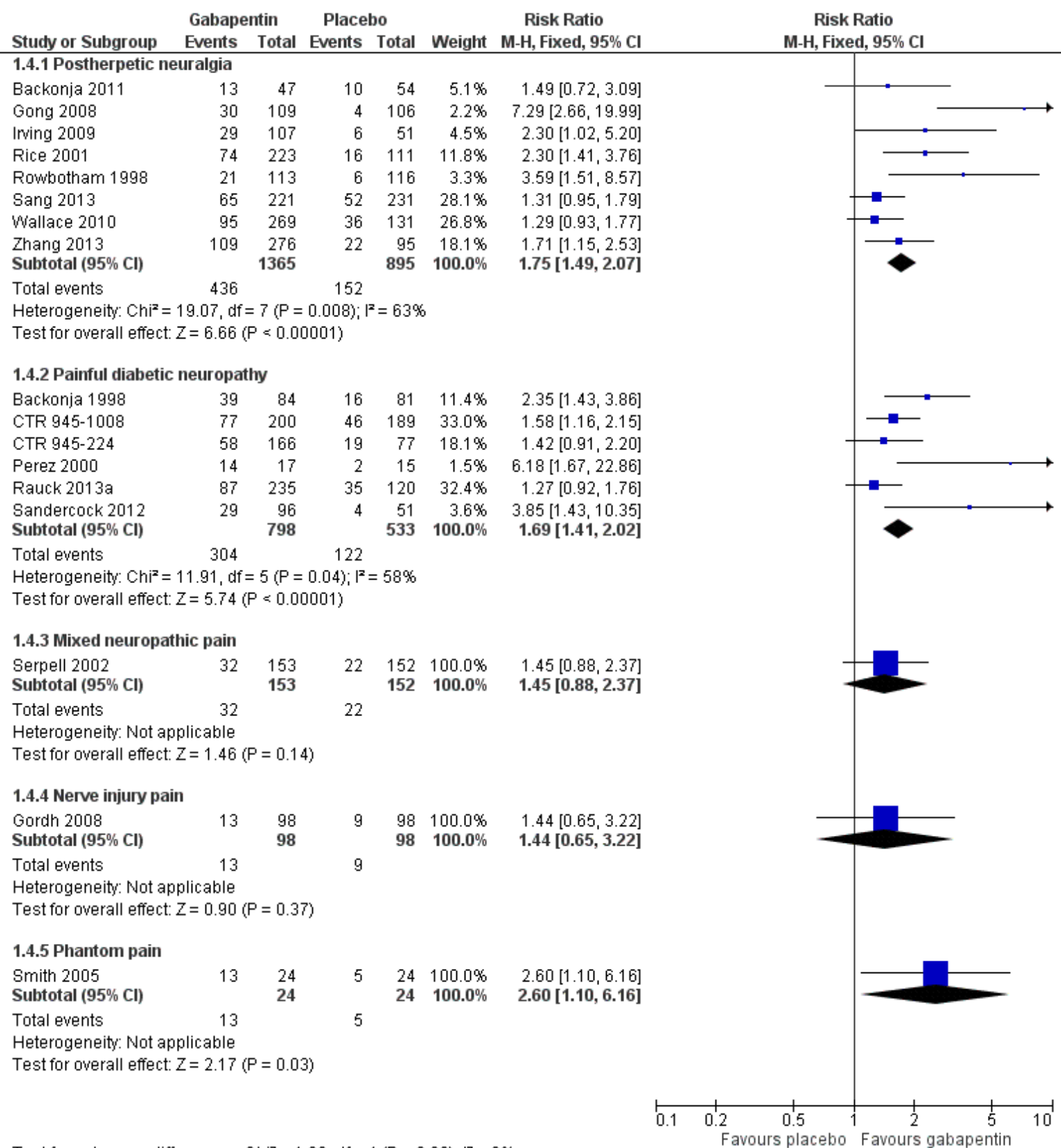
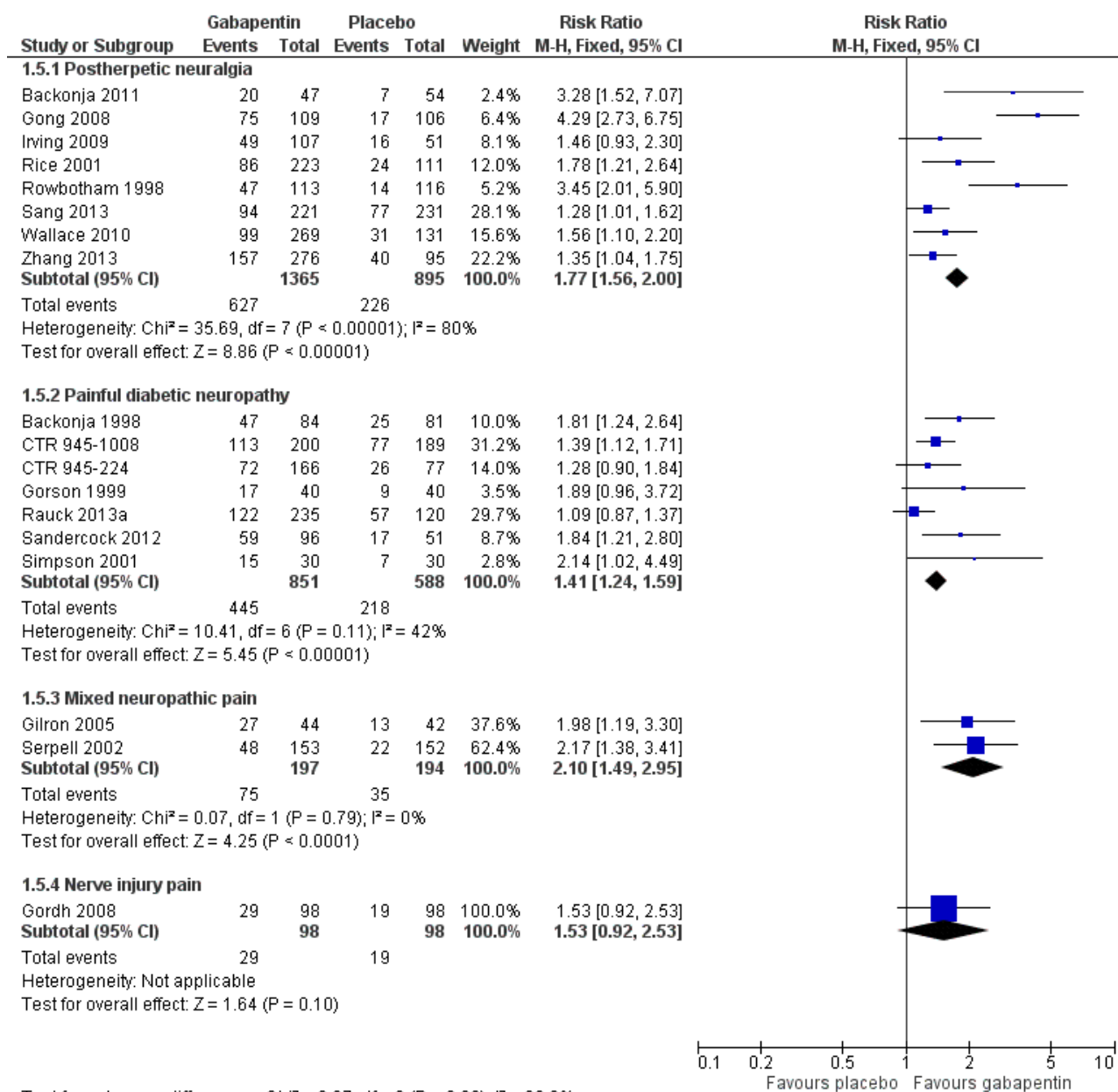


Figure 6. Forest plot of comparison: 1 All placebo-controlled studies, outcome: 1.4 IMMPACT outcome of substantial improvement.



Test for subgroup differences: $\chi^2 = 1.63$, $df = 4$ ($P = 0.80$), $I^2 = 0\%$

Figure 7. Forest plot of comparison: 1 All placebo-controlled studies, outcome: 1.5 IMMPACT outcome of at least moderate improvement.



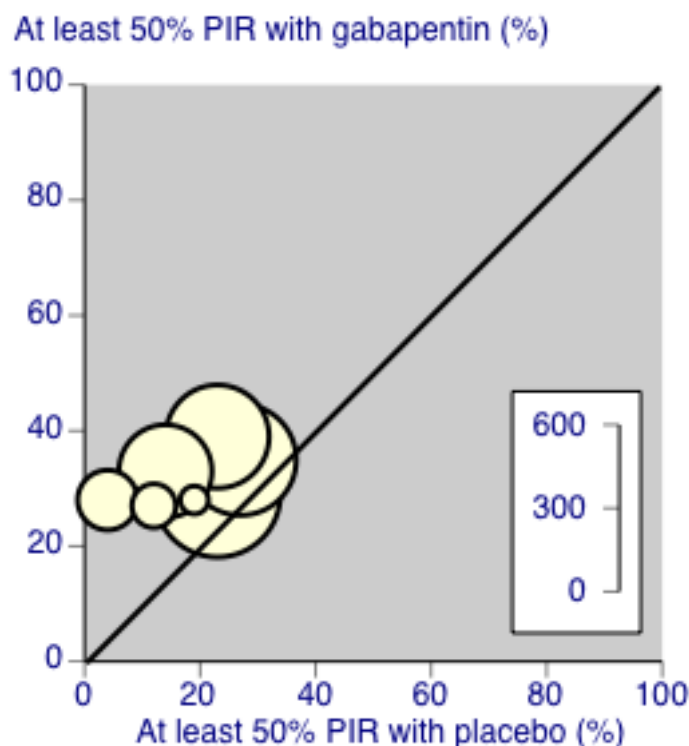
Postherpetic neuralgia (PHN)

Of the 11 studies in PHN, nine (Backonja 2011; Gong 2008; Irving 2009; NCT00475904; Rice 2001; Rowbotham 1998; Sang 2013; Wallace 2010; Zhang 2013) had a placebo control, and two (Chandra 2006; Harden 2013) an active control only. All nine placebo-controlled studies had a parallel-group design, with study duration of four to 12 weeks; daily gabapentin doses varied between 1800 mg and 3600 mg, while the dose of gabapentin encarbil was 1200 mg to 3600 mg daily.

In seven studies reporting the outcome, at least 50% pain intensity reduction occurred in 33% of participants given gabapentin and

19% of those given placebo by the end of the study, with considerable consistency between studies (Summary of results A; Figure 8). Available data on dosing regimens were too sparse to establish a dose-response relationship. A number of outcomes consistent with IMMPACT recommendations for substantial and moderate benefit were reported in two or more placebo-controlled studies, and the results showed gabapentin at doses of 1800 mg daily or more, or gabapentin encarbil at 1200 mg daily, to be more effective than placebo (Summary of results A). For a PGIC of much or very much improved, 39% of participants achieved this level of improvement with gabapentin and 29% with placebo. Other outcomes are reported in Summary of results A.

Figure 8. Postherpetic neuralgia: percentage of participants achieving at least 50% pain intensity reduction (PIR) over baseline with gabapentin 1200 mg-3600 mg daily, or placebo



Only two of these studies (Gong 2008; Rice 2001; 24% of participants) used a standard formulation of gabapentin, and removing them from the analysis did not significantly change the result. Similarly, removing the two studies using gabapentin encarbil (Backonja 2011; Zhang 2013; 21% of participants) did not affect the result. There were insufficient data for subgroup analyses based on dose or duration of studies.

We assessed the quality of evidence as moderate. Results were consistent between studies, but there were uncertainties and differences between dosing and dosing schedules, formulation, and imputation methods used.

Summary of results A. Efficacy outcomes with gabapentin in postherpetic neuralgia (PHN)

Outcome	Number of		Percent with outcome			
	Studies	Participants	Gabapentin	Placebo	Risk ratio (95% CI)	NNT (95% CI)
Substantial benefit						
At least 50% pain intensity reduction	7	2031	33	19	1.7 (1.4 to 2.0)	6.9 (5.5 to 9.4)
PGIC very much improved	2	563	15	6	2.7 (1.5 to 4.8)	11 (7.0 to 22)
Any definition of substantial benefit (at least 50% pain intensity reduction or PGIC very much improved)	8	2260	32	17	1.8 (1.5 to 2.1)	6.7 (5.4 to 8.7)
Moderate benefit						
At least 30% pain intensity reduction	2	529	54	38	1.4 (1.1 to 1.7)	6.5 (4.0 to 16)

PGIC much or very much improved	7	2013	39	29	1.3 (1.2 to 1.5)	9.7 (6.9 to 16)
Any definition of moderate benefit (at least 25% pain intensity reduction or PGIC much or very much improved)	8	2260	46	25	1.8 (1.6 to 2.0)	4.8 (4.1 to 6.0)

In the active controlled study involving 76 participants, gabapentin at doses of up to 2700 mg daily was compared to nortriptyline at doses of up to 150 mg daily over nine weeks. At least 50% improvement in pain over baseline using a VAS pain scale was achieved by 13/38 (34%) with gabapentin and 14/38 (37%) with nortriptyline, broadly in line with event rates in placebo-controlled studies (Chandra 2006). Harden 2013 compared two dosing regimens of gabapentin encarbil in previous low dose treatment failures and found that about 13% did respond at the 50% pain reduction level.

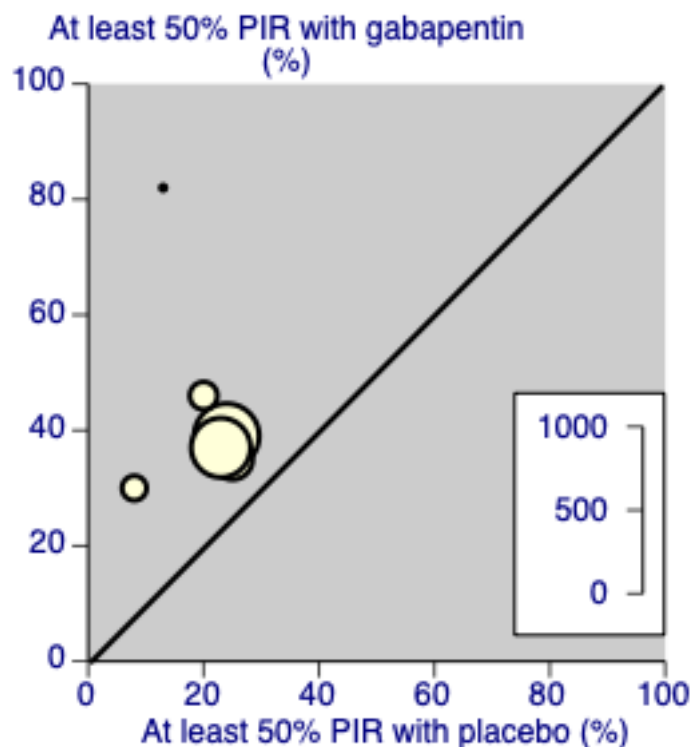
Painful diabetic neuropathy (PDN)

Seven of the nine studies in PDN were of parallel-group design (Backonja 1998; CTR 945-1008; CTR 945-224; Perez 2000; Rauck 2013a; Sandercock 2012; Simpson 2001); two had a cross-over design (Gorson 1999; Morello 1999). Eight had a placebo comparator, while one (Morello 1999) had an active control only. Seven placebo-controlled parallel-group studies had a study duration between four and 14 weeks; all but one (Sandercock 2012) of seven weeks or longer. Daily gabapentin doses varied between 600 mg and 3600 mg; doses below 1200 mg were used in two studies, 900 mg daily as the only gabapentin dose in one (Gorson

1999), and 600 mg daily in one arm of another (CTR 945-224). Gabapentin encarbil at doses of 1200 and 3600 mg daily was compared with pregabalin 300 mg daily and placebo in one study (Rauck 2013a).

At least 50% pain intensity reduction occurred in 38% of participants given gabapentin and 23% of those given placebo by the end of the study, with considerable consistency between studies (Summary of results B; Figure 9). Available data on dosing regimens were too sparse to establish a dose-response relationship. A number of outcomes consistent with IMMPACT recommendations for substantial and moderate benefit were reported in two or more placebo-controlled studies, and the results showed gabapentin at doses of 1200 mg daily or more to be more effective than placebo (Summary of results B). For PGIC much or very much improved; 50% of participants achieved this level of improvement with gabapentin and 30% with placebo. We obtained very similar results when we omitted data from Simpson 2001 because of concerns one peer reviewer expressed about this study in a previous version of the review; no other efficacy outcome data were included from this study. Other outcomes are reported in Summary of results B.

Figure 9. Painful diabetic neuropathy: percentage of participants achieving at least 50% pain intensity reduction (PIR) over baseline with gabapentin 1200-3600 mg daily, or placebo



Two studies ([Rauck 2013a](#); [Sandercock 2012](#); 35% of participants) used the gabapentin encarbil or gastroretentive formulations. Removing these from the analysis did not change the result. There were insufficient data for subgroup analyses based on dose or duration of studies.

We assessed the quality of evidence as moderate. Results were consistent between studies, but there were uncertainties and differences between dosing and dosing schedules, formulation, and imputation methods used.

Summary of results B. Efficacy outcomes with gabapentin in painful diabetic neuropathy (PDN) (1200 mg daily or greater)

Outcome	Number of		Percent with outcome			
	Studies	Participants	Gabapentin	Placebo	Risk ratio (95% CI)	NNT (95% CI)
Substantial benefit						
At least 50% pain intensity reduction	6	1331	38	23	1.7 (1.4 to 2.0)	6.6 (5.0 to 9.7)
PGIC very much improved	2	408	24	14	1.9 (1.3 to 3.0)	9.6 (5.5 to 35)
Any definition of substantial benefit (at least 50% pain intensity reduction or PGIC very much improved)	6	1331	38	23	1.7 (1.4 to 2.0)	6.6 (5.0 to 9.7)
Moderate benefit						
At least 30% pain intensity reduction	2	744	54	43	1.2 (1.1 to 1.5)	9.4 (5.6 to 29)
PGIC much or very much improved	5	695	50	30	1.7 (1.4 to 2.0)	4.9 (3.6 to 7.6)
PGIC much or very much improved (excluding Simpson 2001)	4	635	51	31	1.6 (1.3 to 2.0)	5.1 (3.7 to 8.3)
Any definition of moderate benefit (at least 30% pain intensity reduction or PGIC much or very much improved)	7	1439	52	37	1.4 (1.3 to 1.6)	6.6 (4.9 to 9.9)

Gabapentin 600 mg daily produced lesser effects than 1200 mg and 2400 mg daily in a study that compared them ([CTR 945-224](#)). In one placebo-controlled cross-over study involving 40 randomised participants, moderate or excellent pain intensity reduction was achieved by 17/40 (43%) with gabapentin 900 mg daily over six weeks, compared with 9/40 (23%) with placebo ([Gorson 1999](#)).

In one active-controlled study involving 25 participants, gabapentin at 1800 mg daily was compared to amitriptyline 75 mg daily over six weeks. Complete or a lot of pain relief was achieved by 6/21 (29%) with gabapentin and 5/21 (24%) with amitriptyline ([Morello 1999](#)).

Mixed neuropathic pain

One exploratory study ([Rauck 2013b](#)) examined the effects of intrathecal gabapentin in participants with chronic, intractable non

cancer pain, the majority (147/170; 86%) of whom were classified as having pain of neuropathic or mixed types. Three different doses (1 mg, 6 mg, and 30 mg daily) were compared with placebo. There was no significant reduction in group mean pain scores within and between groups over the 22 day treatment period. The number of participants experiencing at least 30% reduction in pain was 4/42, 4/41, 1/41, and 2/44 for the 1 mg, 6 mg, 30 mg, and placebo groups, respectively.

Four studies examined the effects of oral gabapentin in mixed neuropathic painful conditions ([Gilron 2005](#); [Gilron 2009](#); [NCT00904202](#); [Serpell 2002](#)); two included participants with PHN and PDN ([Gilron 2005](#); [Gilron 2009](#)); in another the most common conditions were CRPS and PHN ([Serpell 2002](#)); and the fourth study enrolled participants with PHN, DN, CRPS, carpal tunnel syndrome, HIV neuropathy, idiopathic sensory neuropathy,

and other peripheral neuropathy (proportions not reported, [NCT00904202](#)). One had a parallel-group comparison with placebo over eight weeks ([Serpell 2002](#)), and one had a parallel-group comparison with placebo, lidocaine patch, and gabapentin in combination with lidocaine patch over five weeks ([NCT00904202](#)). The others had cross-over designs that included placebo and morphine alone and in combination with gabapentin over five weeks ([Gilron 2005](#)), and nortriptyline alone or in combination with gabapentin over six weeks ([Gilron 2009](#)).

One parallel-group comparison with placebo used gabapentin titrated to a maximum of 2400 mg daily in 305 participants ([Serpell 2002](#)). Only for the PGIC outcome of much or very much improved was there a significant benefit of gabapentin (Summary of results C).

Summary of results C. Efficacy outcomes with gabapentin in mixed neuropathic pain ([Serpell 2002](#))

Outcome	Number of		Percent with outcome			
	Studies	Participants	Gabapentin	Placebo	Risk ratio (95% CI)	NNT (95% CI)
At least 50% pain intensity reduction	1	305	21	14	1.5 (0.9 to 2.4)	not calculated
PGIC very much improved	1	305	12	6	2.0 (0.9 to 4.3)	not calculated
PGIC much or very much improved	1	305	31	14	2.2 (1.4 to 3.4)	not calculated

The other parallel-group comparison used gabapentin titrated to 1800 mg daily over one week in 62 participants ([NCT00904202](#)), and did not report any of our specified efficacy outcomes. It did report the group mean change in pain intensity at the end of the study as 44% for gabapentin alone, 39% for lidocaine patch alone, 50% for the combination, and 26% for placebo (ITT analysis assumed). The number of participants who were satisfied or very satisfied with treatment were 65% for gabapentin alone, 69% for lidocaine patch alone, 69% for the combination, and 64% for placebo. There were no statistically significant differences between treatment groups.

One placebo-controlled cross-over study ([Gilron 2005](#)) over five weeks provided results for moderate pain relief for participants

who completed a given treatment period. Gabapentin alone (target dose 3200 mg daily), morphine alone (target dose 120 mg daily), and the combination (target dose gabapentin 2400 mg plus 60 mg morphine daily) were significantly better than placebo (Summary of results D). These results were calculated from the numbers and percentages with a moderate response. The total was larger than the 57 randomised, because some participated in more than one treatment arm.

Summary of results D. Efficacy outcomes with gabapentin in mixed neuropathic pain ([Gilron 2005](#))

At least moderate pain relief	Number of		Percent with outcome			
	Studies	Participants	Gabapentin, morphine, of their combination	Placebo	Risk ratio (95% CI)	NNT (95% CI)
Gabapentin alone	1	96	61	25	2.5 (1.5 to 4.2)	not calculated
Morphine alone	1	96	80	25	3.2 (1.9 to 5.2)	not calculated
Gabapentin plus morphine	1	93	78	25	3.1 (1.9 to 5.1)	not calculated

The other cross-over study compared gabapentin alone (target dose 3600 mg daily), nortriptyline (target dose 100 mg daily) and the combination (target dose 3600 mg gabapentin plus 100 mg nortriptyline daily) over six weeks ([Gilron 2009](#)). Pain intensity was

significantly lower with the combination, by less than 1 point out of 10 on a numerical rating pain scale.

We assessed the quality of evidence as very low with a small number of studies, participants, and events.

Radicular leg pain

One study compared gabapentin, titrated to a maximum of 3600 mg daily, with placebo over 12 weeks in 108 participants, 46 of whom had radicular pain (Atkinson 2016). Although results were not reported separately for these participants, the investigators did report that there was no difference between those with and without radicular pain. In an exploratory analysis of completers, 36% of participants in both groups reported a 30% or more decrease in pain intensity, and 26% and 29% reported a 50% or more decrease with gabapentin (34 participants) and placebo (38 participants), respectively. There was also no difference between groups for 'patient estimation of pain improvement' at the end of the study.

Another study compared gabapentin, titrated to a target of 1800 to 3600 mg daily, with epidural steroid over three months (Cohen 2015). The study reported only group mean decreases in average and worst leg pain at the end of treatment, which ranged from 1.6 to 2.7, with large variation within groups. There were no significant differences between the groups.

We assessed the quality of evidence as very low with a small number of studies, participants, and events.

Spinal cord injury

The efficacy of gabapentin in spinal cord injury pain at maximum doses of 1800 mg or 3600 mg daily was compared with placebo in three cross-over trials (Levendoglu 2004; Rintala 2007; Tai 2002) over periods of four and eight weeks. None of the studies reported dichotomous outcomes equivalent to moderate or substantial pain relief.

One eight-week study randomised 20 participants to a maximum of 3600 mg gabapentin daily or placebo over eight weeks (Levendoglu 2004) and reported a 62% average fall in pain with gabapentin compared with a 13% fall with placebo.

A second eight-week study randomised 38 participants to a maximum of 3600 mg gabapentin daily, amitriptyline 150 mg daily, or placebo over eight weeks (Rintala 2007). It claimed statistical superiority for amitriptyline for the 22 participants completing all three phases, and no benefit of gabapentin over placebo.

The final study comparing gabapentin with placebo over four weeks in seven participants had no interpretable results (Tai 2002).

We assessed the quality of evidence as very low with a small number of studies, participants, and events.

Nerve injury pain

A single cross-over study evaluated the efficacy of gabapentin at a maximum of 2400 mg daily compared with placebo over five-week treatment periods (Gordh 2008). Among the 98 participants of the 120 randomised who completed both treatment periods, at least 50% pain intensity reduction was achieved by 13 (13%) with gabapentin and 9 (9%) with placebo, which did not reach statistical significance. At least 30% pain intensity reduction was achieved by 29 (29%) with gabapentin and 19 (19%) with placebo, which did not reach statistical significance.

We assessed the quality of evidence as very low with a small number of studies, participants, and events.

Phantom limb pain

Two cross-over studies evaluated the efficacy of gabapentin compared with placebo in phantom limb pain (Bone 2002; Smith 2005). Bone 2002 randomised 19 participants to a maximum of 2400 mg gabapentin daily, or the maximum tolerated dose, with six-week treatment periods. Using an ITT approach, weekly VAS pain scores were lower at week six only with gabapentin, but not at any other time, nor with categorical pain measures. Smith 2005 randomised 24 participants to gabapentin titrated to a maximum daily dose of 3600 mg. A "meaningful decrease in pain" (the top of a five-point scale) was achieved by 13 participants (54%) with gabapentin and 5 (21%) with placebo.

We assessed the quality of evidence as very low with a small number of studies, participants, and events.

Cancer-related neuropathic pain

Three studies examined gabapentin in the short term in cancer-related neuropathic pain (Caraceni 2004; Mishra 2012; Rao 2007). A parallel-group study (Caraceni 2004) randomised 121 participants to titration to a maximum of gabapentin 1800 mg daily or placebo, with 10 days of treatment. The average pain intensity was somewhat lower with gabapentin than with placebo, but the number of participants described as having pain under control was very similar with both treatments after six days, with 50% to 60% with pain under control over six to 10 days. A cross-over study (Rao 2007) compared gabapentin titrated to 2700 mg daily with placebo in chemotherapy-induced neuropathic pain over three weeks. There was no significant difference between gabapentin and placebo, but the study did recruit participants both with pain or sensory loss or paraesthesia, and baseline pain scores were only about 4/10 on a numerical rating scale. The study probably lacked sensitivity to detect any difference.

The third study compared gabapentin 1800 mg daily with pregabalin 600 mg daily and amitriptyline 100 mg daily for a total of four weeks (Mishra 2012). No dichotomous data were reported; a decrease in pain scores in all groups in all weeks was reported, together with a morphine-sparing effect and improvement in functional capacity. Morphine-sparing and functional capacity were significantly better with pregabalin than the other treatments.

We assessed the quality of evidence as very low with a small number of studies, participants, and events.

HIV-associated sensory neuropathies

A single parallel-group study compared gabapentin titrated to 2400 mg daily with placebo over four weeks in 24 participants with painful HIV-associated neuropathies (Hahn 2004). On average, pain and sleep improved substantially with both gabapentin and placebo, though the time courses differed. After four weeks, there was no difference in median pain scores, though the placebo response had an unusual time course in 11 participants.

We assessed the quality of evidence as very low with a small number of studies, participants, and events.

Withdrawals (see Summary of results E)

We pooled data from participants with different types of neuropathic pain for analyses of withdrawals.

All-cause withdrawals

Twenty-two studies with 4617 participants reported on withdrawals for any cause, which occurred in 20% of participants with gabapentin at daily doses of 1200 mg or more, and in 19% with placebo ([Analysis 2.1](#)). The risk ratio was 1.0 (0.92 to 1.2). The NNH was not calculated.

Adverse event withdrawals

Twenty-two studies with 4346 participants reported on adverse event withdrawals, which occurred in 11% of participants with gabapentin at daily doses of 1200 mg or more, and in 8.2% with placebo ([Analysis 2.2](#)). The risk ratio was 1.4 (1.1 to 1.7), and the NNH was 30 (20 to 66).

Lack of efficacy withdrawals

Fifteen studies with 3559 participants reported on lack of efficacy withdrawals, which occurred in 1.9% of participants with gabapentin at daily doses of 1200 mg or more, and in 3.3% with placebo ([Analysis 2.3](#)). The risk ratio was 0.57 (0.37 to 0.88), and the number needed to treat to prevent one withdrawal (NNTp) NNTp was 73 (41 to 360).

We assessed the quality of evidence for withdrawals as high, based on a reasonable number of events and generally good reporting.

Adverse events (see Summary of results E)

We pooled data from participants with different types of neuropathic pain for analyses of adverse events.

Participants experiencing at least one adverse event

Eighteen studies with 4279 participants reported on participants experiencing at least one adverse event, which occurred in 63% of participants with gabapentin at daily doses of 1200 mg or more, and in 49% with placebo ([Analysis 3.1](#)). The risk ratio was 1.3 (1.2 to 1.4), and the NNH was 7.5 (6.1 to 9.6). We assessed the quality of evidence as moderate, based on a reasonable number of events and consistency, but limited quality of reporting adverse events.

Serious adverse events

Nineteen studies reported on 3948 participants experiencing a serious adverse event, which occurred in 3.2% of participants with gabapentin at daily doses of 1200 mg or more, and in 2.8% with placebo ([Analysis 3.2](#)). The risk ratio was 1.2 (0.83 to 1.7). The NNH was not calculated. We assessed the quality of evidence as moderate due to the limited number of events.

Particular adverse events

Somnolence, drowsiness, or sedation was reported as an adverse event in 20 studies with 4288 participants, and it occurred in 14% of participants with gabapentin at doses of 1200 mg daily or more, and in 5.2% with placebo ([Analysis 3.3](#)). The risk ratio was 2.8 (2.3 to 3.5), and the NNH was 11 (9.4 to 14).

Dizziness was reported as an adverse event in 21 studies with 4739 participants, and it occurred in 19% of participants with gabapentin at doses of 1200 mg daily or more, and in 6.6% with placebo ([Analysis 3.4](#)). The risk ratio was 2.9 (2.4 to 3.4), and the NNH was 8.0 (7.0 to 9.4).

Peripheral oedema was reported as an adverse event in 12 studies with 3325 participants, and it occurred in 6.7% of participants with gabapentin at doses of 1200 mg daily or more, and in 1.7% with placebo ([Analysis 3.5](#)). The risk ratio was 4.1 (2.7 to 6.4), and the NNH was 20 (16 to 27).

We assessed the quality of evidence for these outcomes as moderate. While there was a reasonable number of events, definitions of adverse events and reporting was not consistent.

Ataxia or gait disturbance was reported as an adverse event in four studies with 510 participants. It occurred in 14% of participants with gabapentin at doses of 1200 mg daily or more, and in 2.6% with placebo ([Analysis 3.6](#)). The risk ratio was 5.5 (2.5 to 12), and the NNH was 8.5 (6.1 to 14).

We assessed the quality of evidence for ataxia as low. There was a small number of studies and events.

Summary of results E: Withdrawals and adverse events with gabapentin (1200 mg daily or more) compared with placebo

Outcome	Number of		Percent with outcome			
	Studies	Participants	Gabapentin	Placebo	Risk ratio (95% CI)	NNH (95% CI)
Withdrawal - all-cause	22	4617	20	19	1.0 (0.91 to 1.2)	Not calculated
Withdrawal due to adverse events	22	4346	11	8.2	1.4 (1.1 to 1.7)	30 (20 to 66)
At least one adverse event	18	4279	63	49	1.3 (1.2 to 1.4)	7.5 (6.1 to 9.6)

Serious adverse event	19	3948	3.2	2.8	1.2 (0.83 to 1.7)	Not calculated
Somno- lence/drowsi- ness	20	4288	14	5.2	2.8 (2.3 to 3.5)	11 (9.4 to 14)
Dizziness	21	4739	19	6.6	2.9 (2.4 to 3.4)	8.0 (7.0 to 9.4)
Peripheral oedema	12	3325	6.7	1.7	4.1 (2.7 to 6.4)	20 (16 to 27)
Ataxia/gait dis- turbance	4	510	14	2.6	5.5 (2.5 to 12)	8.5 (6.1 to 14)
Outcome	Studies	Partici- pants	Gabapentin	Placebo	Risk ratio (95% CI)	NNTp (95% CI)
Withdrawal - lack of efficacy	15	3559	1.9	3.3	0.57 (0.37 to 0.88)	73 (41 to 360)

Death

Deaths were rare in these studies. Five deaths occurred in PHN studies; three with placebo: one in 231 participants (Sang 2013), one in 116 (Rowbotham 1998) and one in 133 (Wallace 2010); two with gabapentin: one in 223 participants (Rice 2001), and one in 107 (Irving 2009). An unpublished study (CTR 945-1008) reported two deaths: one of 200 participants treated with gabapentin, and one of 189 treated with placebo. A further study reported two deaths in 152 participants taking placebo (Serpell 2002). Overall, three deaths occurred with gabapentin and five with placebo. We assessed the quality of evidence as very low due to the very small number of events.

DISCUSSION

Summary of main results

Gabapentin is a reasonably effective treatment for a variety of neuropathic pain conditions. It has been demonstrated to be better than placebo across all studies for IMMPACT outcomes of substantial and at least moderate improvement, producing almost identical results for all trials and those in parallel-group studies lasting six weeks or longer. Numbers needed to treat for an additional beneficial outcome (NNTs) were between 5 and 7 for substantial and at least moderate improvement in PHN and PDN (moderate-quality evidence). Results were consistent across the major neuropathic pain conditions tested, though gabapentin was tested only in small numbers in uncommon neuropathic pain conditions. The review concentrated on doses of gabapentin of 1200 mg daily or greater, though a wide range of fixed doses and dose titration regimens were used.

Gabapentin was tested in nine different chronic pain conditions generally considered to be neuropathic in origin. For only three neuropathic pain conditions was there sufficient information to be confident that it worked satisfactorily, namely PHN, PDN, and mixed neuropathic pain, itself principally, though not exclusively, PHN and PDN.

Benefit was balanced by more withdrawals due to adverse events (high-quality evidence), and participants taking gabapentin experienced more adverse events (high-quality evidence), including somnolence, dizziness, peripheral oedema, and gait disturbance than did those taking placebo (moderate-quality evidence). Serious adverse events were no more common with gabapentin than placebo (moderate-quality evidence), and death was an uncommon finding in these studies (very low-quality evidence).

Overall completeness and applicability of evidence

Efficacy and adverse event outcomes were not consistently reported across the studies, and this limited the analyses to some extent. However, for the most important efficacy and adverse event outcomes, analyses across all conditions were mostly based on between 1000 and about 4700 participants. All the larger studies (typically those with more than 100 participants) reported some efficacy outcome equivalent to one or both of the IMMPACT outcomes of at least moderate or substantial benefit. Clearly, analysis at the level of the individual participant would facilitate a more robust estimate (Moore 2013a). Such analysis can also demonstrate a link between benefit in terms of pain and benefit in other outcomes, including quality of life (Hoffman 2010).

Possible sources of bias that could have affected the results of the review included the following.

- Duration - NNT estimates of efficacy in chronic pain studies tend to increase (get worse) with increasing duration (Moore 2010e). However, limiting studies to those of six weeks or longer did not change the main efficacy outcomes, mainly because most participants were in longer-duration studies.
- Outcomes may affect estimates of efficacy, but the efficacy outcomes chosen were of participants achieving the equivalent of IMMPACT-defined moderate or substantial improvement, and it is likely that lesser benefits, such as 'any benefit' or

'any improvement', are potentially related to lesser outcomes, though this remains to be clarified.

- The dose of gabapentin used differed between studies, in terms of maximum allowable dose, and whether the dose was fixed, titrated to effect, or titrated up to the maximum irrespective of beneficial or adverse effects. We chose to pool data irrespective of dose, within broad limits, because it was the only practical way to deal with dose in a pooled analysis, and because of a lack of good evidence of any clear dose-response effect for gabapentin in neuropathic pain.
- In some circumstances cross-over trials have been shown to exaggerate treatment effects in comparison with parallel-group designs (Khan 1996), but the extent is unclear, and it is unlikely to be the source of major bias (Elbourne 2002). Withdrawals from cross-over studies meant that any results were likely to be per protocol for completers rather than a true ITT analysis. Parallel-group studies were larger than cross-over studies, and dominated the analyses in terms of number of participants. The 25 parallel-group studies involved 5298 participants (median 204), while the 12 cross-over studies involved 621 participants (median 40 participants). Additionally, few cross-over studies reported outcomes that could be used in the analyses.
- The absence of publication bias (unpublished trials showing no benefit of gabapentin over placebo) can never be proven. However, we can calculate the number of participants in studies of zero benefit (risk ratio of 1) required for the absolute benefit to reduce beneficial effects to a negligible amount (Moore 2008). If an NNT of 10 were considered a level that would make gabapentin clinically irrelevant, then the number of participants with zero benefit would be 2448 for a moderate response and 1113 for a substantial response in PHN, and 741 for a moderate response and 887 for a substantial response in PDN. With median study size for parallel-group studies of about 200 participants, this would require a minimum of seven unavailable studies in PHN and four in PDN. While not impossible, this seems unlikely given the paucity of new data in the last three years.

There is one important unknown for most studies, namely whether the definition of response in the trials included only participants who had both an analgesic response and were able to take gabapentin. If response included an LOCF assessment of efficacy from those who discontinued, this could have affected the results (Moore 2012a). LOCF tends to overestimate treatment effects when adverse event withdrawals with drug are higher than that with placebo. For gabapentin, the excess adverse withdrawal over placebo was about 3%. This is not likely to result in significant overestimation in treatment effect (Moore 2012a). In a similar situation, duloxetine produced little different NNTs using LOCF and BOCF in four different chronic pain conditions (Moore 2014b).

Another issue is how to deal with relatively short term, small, multiple cross-over studies that intensively study participants on a daily basis (Gilron 2005; Gilron 2009), and do not report outcomes of clinical relevance (participants with adequate pain relief), but rather average pain scores, whose relevance has been questioned because of underlying skewed distributions (McQuay 1996; Moore 2010a; Moore 2013a). This study design can provide useful and clinically relevant information, such as the relatively rapid onset of effect of therapies in neuropathic pain, or how individual patients respond to several different drugs. However, they are difficult to include in pooled analyses, and their small size and brevity come with significant potential biases. Small size has become a

particular issue, with increasing association of small study size with positive bias (Dechartres 2013; Dechartres 2014; Fanelli 2017; Nguyen 2017). Cochrane Reviews have received criticism for being overly confident with inadequate data (AlBalawi 2013; Brok 2009; Roberts 2015; Turner 2013).

There were almost no data for direct comparisons with other active treatments. It is questionable how important direct comparisons may be; they compare average efficacy rates between different active therapies, but individual people may respond to one drug, but not another (Moore 2013b).

Finally, there was no way to incorporate into the review important observations on the timing and consistency of analgesia with gabapentin in neuropathic pain. In PHN, individual participant-level pooled analyses of several large trials have demonstrated that, judged by the proportion of participants with a 1 out of 10 point pain intensity reduction, around 20 to 40 days is needed for effects to be seen (Rauck 2013c). Early response, defined as a 30% pain intensity reduction or greater, was predictive of response after 10 weeks, while pain intensity reduction of less than 10% at week 5 was the best early predictor of lack of response at week 10 (Jensen 2012).

While there was considerable information about withdrawals and adverse events, rare but serious adverse events could not be addressed in these studies. We are aware that erectile dysfunction has been a cause for concern for younger men treated with antiepileptic drugs for epilepsy (Smalldone 2004), and anorgasmia has been reported with gabapentin (Perloff 2011). Adverse event reporting of erectile dysfunction or anorgasmia in these trials was sparse or not present, and the effects of gabapentin on sexual function may not be well represented. Moreover, the included studies did not address gabapentin misuse (Evoy 2017; Quintero 2017).

Quality of the evidence

The studies included in this review covered a large number of different painful conditions. The main quality issues involve reporting of outcomes of interest, particularly dichotomous outcomes equivalent to IMMPACT, appropriate analysis of data for participants who withdrew, and better reporting of adverse events. The earliest study was published in 1998, and the past decade or so has seen major changes in clinical trial reporting. The studies themselves appear to be well-conducted, and individual participant analysis could overcome some of the shortcomings of reporting.

Potential biases in the review process

We know of no potential biases in the review process.

Agreements and disagreements with other studies or reviews

The results for neuropathic pain in this review have not changed noticeably since the last updates in 2014 and 2011.

Summary of results F. Comparison of NNTs (95% CI) from previous and present reviews

	2005 review	2011 update		2014 Update		2017 update	
Outcomes	Any improvement	IMMPACT moderate benefit	IMMPACT substantial benefit	IMMPACT moderate benefit	IMMPACT substantial benefit	IMMPACT moderate benefit	IMMPACT substantial benefit
All studies	4.3 (3.5 to 5.7)	5.8 (4.8 to 7.2)	6.8 (5.6 to 8.7)	Not calculated in this review		Not calculated in this review	
PHN	3.9 (3.0 to 5.7)	5.5 (4.3 to 7.7)	7.5 (5.2 to 14)	5.7 (4.6 to 7.5)	6.8 (5.4 to 9.3)	5 (5 to 6)	7 (6 to 9)
PDN	2.9 (2.2 to 4.3)	8.1 (4.7 to 28)	5.8 (4.3 to 9.0)	6.6 (4.9 to 9.9)	5.9 (4.6 to 8.3)	7 (5 to 10)	7 (5 to 10)

Other systematic reviews

A number of guidelines based on systematic reviews have concluded that gabapentin is helpful in neuropathic pain (Finnerup 2015; Moulin 2014; NICE 2013; SIGN 2013). In PHN, a systematic review found that higher gabapentin doses may not provide greater benefit, but may increase the risk of adverse events (Wang 2017).

One other review has provided NNTs for gabapentin in different neuropathic pain conditions based on 50% pain relief, quoting NNTs of 4.7 and 4.3 for neuropathic pain and peripheral pain, and 4.6 for PHN and 3.9 for PDN (Finnerup 2005). A systematic review of therapies for PHN considered gabapentin effective, with an NNT of 4.6 (Hempenstall 2005). These efficacy estimates are more optimistic than NNTs for the IMMPACT substantial benefit calculated for this review, and more optimistic than NNTs calculated for the same outcome of at least 50% pain relief for PHN of 5.7 and PDN of 5.8. The use of more stringent criteria for efficacy, and availability of more information from longer duration studies has led to more conservative efficacy results. Both pregabalin and duloxetine have NNTs in the region of 5 to 6 for at least 50% pain relief over eight to 12 weeks compared with placebo in PHN and PDN (Lunn 2009; Moore 2009; Sultan 2008).

A number of other systematic reviews have examined the efficacy of gabapentin in neuropathic pain. Systematic reviews of gabapentin for neuropathic pain in spinal cord injury (Tzellos 2008) and fibromyalgia (Hauser 2009; Tzellos 2010) found no more studies than those reported here. An examination of the effects of enriched enrolment found no more studies, and gave similar results for withdrawals and adverse events based on a more limited data set (Straube 2008). A review comparing gabapentin and duloxetine in PDN was limited to two gabapentin studies, was statistical in nature, and restricted to average changes in some efficacy parameters (Quilici 2009). The most directly relevant review was a comparison between gabapentin and tricyclic antidepressants (Chou 2009), in which a meta-analysis of six placebo-controlled gabapentin studies in PHN, PDN, and mixed neuropathic pain was performed. Using a mixture of outcomes the relative benefit compared with placebo was 2.2, similar to the benefits found for the 'all studies' analysis and for analyses for PHN, PDN, and mixed neuropathic pain in this review. Phillips 2010 examined the same single study of gabapentin (Hahn 2004) as part of a wider review of pharmacological interventions for HIV neuropathy and came to similar conclusions. The UK NICE guidance on pharmacological management of neuropathic pain has gabapentin as one of four drugs to try initially, with early switching if pain relief is not forthcoming (NICE 2013).

One further review in the public domain (Perry 2008) was performed as part of a legal case in the USA ending in 2009. Perry 2008 considered similar outcomes to this review; NRS or VAS pain score was given hierarchical priority between 50% or greater reduction in pain score (higher priority) and PGIC (lower priority) mainly because it was the pre-defined primary end point in almost all studies, and for some studies it was difficult to determine how the secondary endpoints were manipulated during post hoc changes in statistical analysis plans. The Perry conclusions are very similar to those of the present review. The likely real differences would lie in the fact that Perry excluded Perez 2000 and Simpson 2001, and did not have access to Sandercock 2012, Irving 2009, and Wallace 2010.

Perry's conclusion on effectiveness was a clinical judgement based on balancing NNH against NNT, using the Cochrane Glossary definition of effectiveness, and presuming that inherent biases in the studies (enrichment, exclusion of many typical real world patients) implied that on balance the benefit of gabapentin use on average does not exceed the harm, which is a somewhat different issue than addressed by this Cochrane Review.

AUTHORS' CONCLUSIONS

Implications for practice

For people with neuropathic pain

Gabapentin at a dose of 1800 to 3600 mg daily (1200 to 3600 mg gabapentin encarbil) can provide good levels of pain relief to some people with postherpetic neuralgia and peripheral diabetic neuropathy. Evidence for other types of neuropathic pain is very limited. The outcome of at least 50% pain intensity reduction is regarded as a useful outcome of treatment by people with chronic neuropathic pain, and the achievement of this degree of pain relief is associated with important beneficial effects on sleep interference, fatigue, and depression, as well as quality of life, function, and work. Around 3 to 4 out of 10 achieved this degree of pain relief with gabapentin, compared with 1 to 2 out of 10 for placebo. Over half of those treated with gabapentin will not have worthwhile pain relief.

For clinicians

Gabapentin at a dose of 1800 to 3600 mg daily (1200 to 3600 mg gabapentin encarbil) can provide good levels of pain relief to some people with postherpetic neuralgia and peripheral diabetic neuropathy. Evidence for other types of neuropathic pain is very limited. No evidence regarding a dose-response effect was available for doses above 1200 mg daily, but limited evidence suggested that doses lower than 1200 mg daily were less effective. Over half of those treated with gabapentin will not have worthwhile pain relief.

For policy makers

Gabapentin at a dose of 1800 to 3600 mg daily (1200 to 3600 mg gabapentin encarbil) can provide good levels of pain relief to some people with postherpetic neuralgia and peripheral diabetic neuropathy. Evidence for other types of neuropathic pain is very limited. The level of efficacy found for gabapentin is consistent with the efficacy estimates for other drug therapies in these conditions. Over half of those treated with gabapentin will not have worthwhile pain relief.

For funders

Gabapentin at a dose of 1800 to 3600 mg daily (1200 to 3600 mg gabapentin encarbil) can provide good levels of pain relief to some people with postherpetic neuralgia and peripheral diabetic neuropathy. Evidence for other types of neuropathic pain is very limited. The outcome of at least 50% pain intensity reduction is regarded as a useful outcome of treatment by people with chronic neuropathic pain, and the achievement of this degree of pain relief is associated with important beneficial effects on sleep interference, fatigue, and depression, as well as quality of life, function, and work. Around 3 to 4 out of 10 achieved this degree of pain relief with gabapentin, compared with 1 to 2 out of 10 for placebo. Over half of those treated with gabapentin will not have

worthwhile pain relief. The level of efficacy found for gabapentin is consistent with the efficacy estimates for other drug therapies in these conditions.

Implications for research

General

The design of studies in neuropathic pain, and the outcomes, are well understood, but as the number of people experiencing good pain relief with gabapentin over the longer term (12 weeks) is likely to be small, an enriched-enrolment randomised-withdrawal (EERW) design might provide the highest sensitivity to detect a signal (Moore 2015c). Since combination therapy for neuropathic pain has been reported to be more effective than monotherapy with any drug (Chaparro 2012), and combination therapy is common clinical practice, studies examining gabapentin in combination with an antidepressant could be of interest. Combinations with strong opioids are likely to be used less, owing to their limited efficacy and known harms. More interesting might be the combined use of gabapentin with tricyclic antidepressants, weak opioids, or tramadol, and examination of the timings and sequencing of these drugs with gabapentin.

More research is warranted into the efficacy of gabapentin in painful neuropathic pain conditions where there is currently inadequate information. These conditions tend to be uncommon, and studies can be difficult, with few possible participants.

Design

Reporting of clinically relevant outcomes using appropriate imputation for withdrawal would improve the relevance of the findings for clinical practice. The use of EERW designs for comparison with classic trial designs indicates that good quality EERW designs of long duration may be appropriate for neuropathic pain.

Stratification by phenotype might be an interesting possibility for future studies (Baron 2017), as well as the possibility of measuring pain scores with activity (including dynamic tactile allodynia) versus at rest or on average/worst/best over prior 24 hours. Participant-level data might be of importance in identifying responder clusters and characteristics.

While pain is important, other outcomes relating to function, sleep, fatigue, and quality of life are also important, and are probably

closely linked (Hoffman 2010). Participant-level data could shed light on these relationships.

The main issue, though, is not whether gabapentin is effective, but how best to use it in clinical practice to generate the best results for most people with a chronic neuropathic pain condition, in the shortest time, and at the lowest cost. New study designs have been proposed to examine this (Moore 2010f).

Measurement (endpoints)

Assessment of neuropathic pain and other symptoms should be based on dichotomous participant-reported outcomes of proven clinical utility.

Comparison between active treatments

There seems little point in comparing gabapentin directly with other treatments; the issue is what works for whom.

ACKNOWLEDGEMENTS

We wish to thank Dr Thomas Perry for directing us to clinical trial reports and synopses of published and unpublished studies of gabapentin, and Dr Mike Clarke and colleagues for their advice and support relating to the 2011 update. Professor Henry McQuay was an author and contributor on previous versions and provided considerable help and guidance throughout.

We are extremely grateful to Ke Deng for timely help with translation and data extraction for one of the included studies (Gong 2008).

The review followed the agreed template for neuropathic pain, which was developed in collaboration with Cochrane Musculoskeletal and Cochrane Neuromuscular Diseases. The editorial process was managed by Cochrane Pain, Palliative and Supportive Care.

Cochrane Review Group funding acknowledgement: this project was supported by the National Institute for Health Research, via Cochrane Infrastructure funding to Cochrane Pain, Palliative and Supportive Care (PaPaS). The views and opinions expressed therein are those of the authors and do not necessarily reflect those of the Systematic Reviews Programme, NIHR, NHS or the Department of Health.

REFERENCES

References to studies included in this review

Atkinson 2016 {published data only}

Atkinson JH, Slater MA, Capparelli EV, Patel SM, Wolfson T, Gamst A, et al. A randomized controlled trial of gabapentin for chronic low back pain with and without a radiating component. *Pain* 2016;**157**(7):1499-507. [DOI: [10.1097/j.pain.0000000000000554](https://doi.org/10.1097/j.pain.0000000000000554)]

Backonja 1998 {published data only}

Trial summary - Parke Davis/Pfizer 945-210. Unpublished report.

* Backonja M, Beydoun A, Edwards KR, Schwartz SL, Fonseca V, Hes M, et al. Gabapentin for the symptomatic treatment of painful neuropathy in patients with diabetes mellitus: a randomized controlled trial. *JAMA* 1998;**280**(21):1831-6. [DOI: [10.1001/jama.280.21.1831](https://doi.org/10.1001/jama.280.21.1831)]

Backonja 2011 {published data only}

Backonja MM, Canafax DM, Cundy KC. Efficacy of gabapentin enacarbil vs placebo in patients with postherpetic neuralgia and a pharmacokinetic comparison with oral gabapentin. *Pain Medicine* 2011;**12**(7):1098-108. [DOI: [10.1111/j.1526-4637.2011.01139.x](https://doi.org/10.1111/j.1526-4637.2011.01139.x)]

Bone 2002 {published data only}

Bone M, Critchley P, Buggy DJ. Gabapentin in postamputation phantom limb pain: a randomized, double-blind, placebo-controlled, cross-over study. *Regional Anesthesia and Pain Medicine* 2002;**27**(5):481-6. [DOI: [10.1053/rapm.2002.35169](https://doi.org/10.1053/rapm.2002.35169)]

Caraceni 2004 {published data only}

Caraceni A, Zecca E, Bonezzi C, Arcuri E, Yaya Tur R, et al. Gabapentin for neuropathic cancer pain: a randomized controlled trial from the Gabapentin Cancer Pain Study Group. *Journal of Clinical Oncology* 2004;**22**(14):2909-17. [DOI: [10.1200/JCO.2004.08.141](https://doi.org/10.1200/JCO.2004.08.141)]

Chandra 2006 {published data only}

Chandra K, Shafiq N, Pandhi P, Gupta S, Malhotra S. Gabapentin versus nortriptyline in post-herpetic neuralgia patients: a randomized, double-blind clinical trial - the GONIP Trial. *International Journal of Clinical Pharmacology and Therapeutics* 2006;**44**(8):358-63. [PUBMED: 16961166]

Cohen 2015 {published data only}

Cohen SP, Hanling S, Bicket MC, White RL, Veizi E, Kurihara C, et al. Epidural steroid injections compared with gabapentin for lumbosacral radicular pain: multicenter randomized double blind comparative efficacy study. *BMJ* 2015;**350**:h1748. [CTG: NCT01495923; DOI: [10.1136/bmj.h1748](https://doi.org/10.1136/bmj.h1748)]

CTR 945-1008 {unpublished data only}

Protocol A9451008. A 15 week, randomized, double-blind, placebo-controlled, parallel-group, multi-center study of Neurontin (gabapentin) for efficacy and quality of life in patients with painful diabetic peripheral neuropathy. PhrmaWebSynopsis - Final 2 June 2005.

CTR 945-224 {unpublished data only}

Protocol 945-224. A double-blind placebo-controlled trial with 3 doses of gabapentin for treatment of painful diabetic peripheral neuropathy. May 29, 1998 through September 7, 1999. Unpublished.

Gilron 2005 {published data only}

Gilron I, Bailey JM, Tu D, Holden RR, Weaver DF, Houlden RL. Morphine, gabapentin, or their combination for neuropathic pain. *New England Journal of Medicine* 2005;**352**(13):1324-34. [DOI: [10.1056/NEJMoa042580](https://doi.org/10.1056/NEJMoa042580)]

Gilron 2009 {published data only}

Gilron I, Bailey JM, Tu D, Holden RR, Jackson AC, Houlden RL. Nortriptyline and gabapentin, alone and in combination for neuropathic pain: a double-blind, randomised controlled crossover trial. *Lancet* 2009;**374**(9697):1252-61. [DOI: [10.1016/S0140-6736\(09\)61081-3](https://doi.org/10.1016/S0140-6736(09)61081-3)]

Gong 2008 {published data only}

Gong Z-Y, Ye T-H, Hao R-R, Shi Y-X, Xiong L-Z, Wang Q-S, et al. The efficacy and safety of gabapentin in postherpetic neuralgia. *Chinese Journal of Pain Medicine* 2008;**2**.

Gordh 2008 {published data only}

Gordh TE, Stubhaug A, Jensen TS, Arner S, Biber B, Boivie J, et al. Gabapentin in traumatic nerve injury pain: a randomized, double-blind, placebo-controlled, cross-over, multi-center study. *Pain* 2008;**138**(2):255-66. [DOI: [10.1016/j.pain.2007.12.011](https://doi.org/10.1016/j.pain.2007.12.011)]

Gorson 1999 {published data only}

Gorson KC, Schott C, Herman R, Ropper AH. Gabapentin in the treatment of painful diabetic neuropathy: a placebo controlled, double blind, crossover trial. *Journal of Neurology, Neurosurgery and Psychiatry* 1999;**66**:251-2.

Hahn 2004 {published data only}

Hahn K, Arendt G, Braun JS, von Giesen HJ, Husstedt IW, et al. German Neuro-AIDS Working Group. A placebo-controlled trial of gabapentin for painful HIV-associated sensory neuropathies. *Journal of Neurology* 2004;**251**(10):1260-6. [DOI: [10.1007/s00415-004-0529-6](https://doi.org/10.1007/s00415-004-0529-6)]

Harden 2013 {published data only}

Harden RN, Freeman R, Rainka M, Zhang L, Bell C, Berges A, et al. A phase 2a, randomized, crossover trial of gabapentin enacarbil for the treatment of postherpetic neuralgia in gabapentin inadequate responders. *Pain Medicine* 2013;**14**(12):1918-32. [DOI: [10.1111/pme.12227](https://doi.org/10.1111/pme.12227)]

Irving 2009 {published data only}

* Irving G, Jensen M, Cramer M, Wu J, Chiang YK, Tark M, et al. Efficacy and tolerability of gastric-retentive gabapentin for the treatment of postherpetic neuralgia: results of a double-blind, randomized, placebo-controlled clinical trial. *Clinical Journal of Pain* 2009;**25**(3):185-92. [DOI: [10.1097/AJP.0b013e3181934276](https://doi.org/10.1097/AJP.0b013e3181934276)]

Jensen MP, Chiang YK, Wu J. Assessment of pain quality in a clinical trial of gabapentin extended release for postherpetic neuralgia. *Clinical Journal of Pain* 2009;**25**(4):286-92. [DOI: [10.1097/AJP.0b013e318192bf87](https://doi.org/10.1097/AJP.0b013e318192bf87)]

Levendoglu 2004 {published data only}

Levendoglu F, Ogun CO, Ozerbil O, Ogun TC, Ugurlu H. Gabapentin is a first line drug for the treatment of neuropathic pain in spinal cord injury. *Spine* 2004;**29**(7):743-51. [DOI: [10.1097/01.BRS.0000112068.16108.3A](https://doi.org/10.1097/01.BRS.0000112068.16108.3A)]

Mishra 2012 {published data only}

Mishra S, Bhatnagar S, Goyal GN, Rana SP, Upadhyay SP. A comparative efficacy of amitriptyline, gabapentin, and pregabalin in neuropathic cancer pain: a prospective randomized double-blind placebo-controlled study. *American Journal of Hospice and Palliative Care* 2012;**29**(3):177-82. [DOI: [10.1177/1049909111412539](https://doi.org/10.1177/1049909111412539)]

Morello 1999 {published data only}

Morello CM, Leckband SG, Stoner CP, Moorhouse DF, Sahagian GA. Randomized double-blind study comparing the efficacy of gabapentin with amitriptyline on diabetic peripheral neuropathy pain. *Archives of Internal Medicine* 1999;**159**(16):1931-7. [PubMed: 10493324]

NCT00475904 {published data only}

A Phase II, double-blind, randomized, placebo-controlled non-inferiority trial of EpiCept™ NP-1 topical cream (2% ketamine/4% amitriptyline) vs. oral gabapentin in postherpetic neuralgia (PHN). clinicaltrials.gov/ct2/show/NCT00475904 (accessed 13 February 2017). [CTG: NCT00475904]

NCT00904202 {published data only}

* A study of lidocaine patch 5% alone, gabapentin alone, and lidocaine patch 5% and gabapentin in combination for the relief of pain in patients with diverse peripheral neuropathic pain conditions. clinicaltrials.gov/ct2/show/NCT00904202 (accessed 13 February 2017). [CTG: NCT00904202]

Clinical trial results summary: a multicenter, randomized, double-blind, placebo-controlled, parallel-group study of lidocaine patch 5% alone, gabapentin alone, and lidocaine patch 5% and gabapentin in combination for the relief of pain in patients with diverse peripheral neuropathic pain conditions. endo.com/home/search?k=EN3220-009 (accessed 13 February 2017).

Perez 2000 {published data only}

Perez HET, Sanchez GF. Gabapentin therapy for diabetic neuropathic pain. *Journal of Medicine* 2000;**108**:689. [DOI: [10.1016/S0002-9343\(00\)00398-3](https://doi.org/10.1016/S0002-9343(00)00398-3)]

Rao 2007 {published data only}

Rao RD, Michalak JC, Sloan JA, Loprinzi CL, Soori GS, Nikcevic DA, et al. North Central Cancer Treatment Group. Efficacy of gabapentin in the management of chemotherapy-induced peripheral neuropathy: a phase 3 randomized, double-blind, placebo-controlled, crossover trial (N00C3). *Cancer* 2007;**110**(9):2110-8. [CTG: NCT00027963; DOI: [10.1002/cncr.23008](https://doi.org/10.1002/cncr.23008)]

Rauck 2013a {published data only}

Rauck R, Makumi CW, Schwartz S, Graff O, Meno-Tetang G, Bell CF, et al. A randomized, controlled trial of gabapentin enacarbil in subjects with neuropathic pain associated with diabetic peripheral neuropathy. *Pain Practice* 2013;**13**(6):485-96. [CTG: NCT02074267; DOI: [10.1111/papr.12014](https://doi.org/10.1111/papr.12014)]

Rauck 2013b {published data only}

Rauck R, Coffey RJ, Schultz DM, Wallace MS, Webster LR, McCarville SE, et al. Intrathecal gabapentin to treat chronic intractable noncancer pain. *Anesthesiology* 2013;**119**(3):675-86. [CTG: NCT00414466; DOI: [10.1097/ALN.0b013e3182a10fbf](https://doi.org/10.1097/ALN.0b013e3182a10fbf)]

Rice 2001 {published data only}

Study detail and analysis, Parke-Davis 945-295. Unpublished Report No. RR-430-00124 2000.

* Rice AS, Maton S, Postherpetic Neuralgia Study Group. Gabapentin in postherpetic neuralgia: a randomised, double blind, placebo controlled study. *Pain* 2001;**94**(2):215-24. [DOI: [10.1016/S0304-3959\(01\)00407-9](https://doi.org/10.1016/S0304-3959(01)00407-9)]

Rintala 2007 {published data only}

Rintala DH, Holmes SA, Courtade D, Fiess RN, Tastard LV, Loubser PG. Comparison of the effectiveness of amitriptyline and gabapentin on chronic neuropathic pain in persons with spinal cord injury. *Archives of Physical Medicine and Rehabilitation* 2007;**88**(12):1547-60. [DOI: [10.1016/j.apmr.2007.07.038](https://doi.org/10.1016/j.apmr.2007.07.038)]

Rowbotham 1998 {published data only}

Detailed summary, study No.4, Parke-Davis 945-211. Unpublished Report No. RR-995-00070 1998.

* Rowbotham M, Harden N, Stacey B, Bernstein P, Magnus-Miller L. Gabapentin for the treatment of postherpetic neuralgia: a randomized controlled trial. *JAMA* 1998;**280**(21):1837-42. [DOI: [10.1001/jama.280.21.1837](https://doi.org/10.1001/jama.280.21.1837)]

Sandercock 2012 {published data only}

Sandercock D, Cramer M, Biton V, Cowles VE. A gastroretentive gabapentin formulation for the treatment of painful diabetic peripheral neuropathy: efficacy and tolerability in a double-blind, randomized, controlled clinical trial. *Diabetes Research and Clinical Practice* 2012;**97**(3):438-45. [DOI: [10.1016/j.diabres.2012.03.010](https://doi.org/10.1016/j.diabres.2012.03.010)]

* Sandercock D, Cramer M, Wu J, Chiang YK, Biton V, Heritier M. Gabapentin extended release for the treatment of painful diabetic peripheral neuropathy: efficacy and tolerability in a double-blind, randomized, controlled clinical trial. *Diabetes Care* 2009;**32**(2):e20. [CTG: NCT00712439; DOI: [10.2337/dc08-1450](https://doi.org/10.2337/dc08-1450)]

Sang 2013 {published data only}

Freeman R, Wallace MS, Sweeney M, Backonja MM. Relationships among pain quality, pain impact, and overall improvement in patients with postherpetic neuralgia treated with gastroretentive gabapentin. *Pain Medicine (Malden, Mass.)* 2015;**16**(10):2000-11. [DOI: [10.1111/pme.12791](https://doi.org/10.1111/pme.12791)]

Mehta N, Bucior I, Bujanover S, Shah R, Gulati A. Relationship between pain relief, reduction in pain-associated sleep interference, and overall impression of improvement in patients with postherpetic neuralgia treated with extended-release gabapentin. *Health and Quality of Life Outcomes* 2016;**14**:54. [DOI: [10.1186/s12955-016-0456-0](https://doi.org/10.1186/s12955-016-0456-0)]

* Sang CN, Sathyanarayana R, Sweeney M, DM-1796 Study Investigators. Gastroretentive gabapentin (G-GR) formulation reduces intensity of pain associated with postherpetic neuralgia (PHN). *Clinical Journal of Pain* 2013;**29**(4):281-8. [DOI: [10.1097/AJP.0b013e318258993e](https://doi.org/10.1097/AJP.0b013e318258993e)]

Serpell 2002 {published data only}

Parke Davis/Pfizer. 945-430-306. Unpublished 2000.

* Serpell MG, Neuropathic pain study group. Gabapentin in neuropathic pain syndromes: a randomised, double-blind, placebo-controlled trial. *Pain* 2002;**99**(3):557-66. [DOI: [10.1016/S0304-3959\(02\)00255-5](https://doi.org/10.1016/S0304-3959(02)00255-5)]

Simpson 2001 {published data only}

Simpson DA. Gabapentin and venlafaxine for the treatment of painful diabetic neuropathy. *Journal of Clinical Neuromuscular Disease* 2001;**3**(2):53-62. [PUBMED: 19078655]

Smith 2005 {published data only}

Smith DG, Ehde DM, Hanley MA, Campbell KM, Jensen MP, Hoffman AJ, et al. Efficacy of gabapentin in treating chronic phantom limb and residual limb pain. *Journal of Rehabilitation Research and Development* 2005;**42**(5):645-54. [DOI: [10.1682/JRRD.2005.05.0082](https://doi.org/10.1682/JRRD.2005.05.0082)]

Tai 2002 {published data only}

Tai Q, Kirshblum S, Chen B, Millis S, Johnston M, DeLisa JA. Gabapentin in the treatment of neuropathic pain after spinal cord injury: a prospective, randomized, double-blind, crossover trial. *Journal of Spinal Cord Medicine* 2002;**25**(2):100-5. [PUBMED: 12137213]

Wallace 2010 {published data only}

Freeman R, Wallace MS, Sweeney M, Backonja MM. Relationships among pain quality, pain impact, and overall improvement in patients with postherpetic neuralgia treated with gastroretentive gabapentin. *Pain Medicine* 2015;**16**(10):2000-11. [DOI: [10.1111/pme.12791](https://doi.org/10.1111/pme.12791)]

Mehta N, Bucior I, Bujanover S, Shah R, Gulati A. Relationship between pain relief, reduction in pain-associated sleep interference, and overall impression of improvement in patients with postherpetic neuralgia treated with extended-release gabapentin. *Health and Quality of Life Outcomes* 2016;**14**:54. [DOI: [10.1186/s12955-016-0456-0](https://doi.org/10.1186/s12955-016-0456-0)]

* Wallace MS, Irving G, Cowles VE. Gabapentin extended-release tablets for the treatment of patients with postherpetic neuralgia: a randomized, double-blind, placebo-controlled, multicentre study. *Clinical Drug Investigation* 2010;**30**(11):765-76. [DOI: [10.2165/11539520-000000000-00000](https://doi.org/10.2165/11539520-000000000-00000)]

Zhang 2013 {published data only}

Calkins AM, Gudim J, Gidal B, Jaros MJ, Kim R, Shang G. Impact of data imputation methodology on pain assessment over 24 hours in a randomized, placebo-controlled study of gabapentin enacarbil in patients with neuropathic pain associated with postherpetic neuralgia. *Pain Medicine* 2016;**17**(4):728-36. [DOI: [10.1093/pm/pnv072](https://doi.org/10.1093/pm/pnv072)]

* Zhang L, Rainka M, Freeman R, Harden RN, Bell CF, Chen C, et al. A randomized, double-blind, placebo-controlled trial to assess the efficacy and safety of gabapentin enacarbil in subjects with neuropathic pain associated with postherpetic neuralgia (PXN110748). *Journal of Pain* 2013;**14**(6):590-603. [CTG: NCT00619476; DOI: [10.1016/j.jpain.2013.01.768](https://doi.org/10.1016/j.jpain.2013.01.768)]

References to studies excluded from this review

Arai 2010 {published data only}

Arai YC, Matsubara T, Shimo K, Suetomi K, Nishihara M, Ushida T, et al. Low-dose gabapentin as useful adjuvant to opioids for neuropathic cancer pain when combined with low-dose imipramine. *Journal of Anesthesia* 2010;**24**(3):407-10. [DOI: [10.1007/s00540-010-0913-6](https://doi.org/10.1007/s00540-010-0913-6)]

Berry 2005 {published data only}

Berry JD, Petersen KL. A single dose of gabapentin reduces acute pain and allodynia in patients with herpes zoster. *Neurology* 2005;**65**(3):444-7. [DOI: [10.1212/01.wnl.0000168259.94991.8a](https://doi.org/10.1212/01.wnl.0000168259.94991.8a)]

Dalocchio 2000 {published data only}

Dalocchio C, Buffa C, Mazzarello P, Chiroli S. Gabapentin vs. amitriptyline in painful diabetic neuropathy: an open-label pilot study. *Journal of Pain and Symptom Management* 2000;**20**(4):280-5. [DOI: [10.1016/S0885-3924\(00\)00181-0](https://doi.org/10.1016/S0885-3924(00)00181-0)]

Ding 2014 {published data only}

Ding Y, Yao P, Lan P, Ma J, Wang Z, Hong T, et al. Assessment of transdermal fentanyl combined with gabapentin for malignant neuropathic pain treatment. *Chinese Journal of Clinical Oncology* 2014;**41**(20):1307-11. [DOI: [10.3969/j.issn.1000-8179.20141212](https://doi.org/10.3969/j.issn.1000-8179.20141212)]

Dworkin 2009 {published data only}

Dworkin RH, Barabano RL, Tying SK, Betts RF, McDermott MP, Pennella-Vaughan J, et al. A randomized, placebo-controlled trial of oxycodone and of gabapentin for acute pain in herpes zoster. *Pain* 2009;**142**(3):209-17. [DOI: [10.1016/j.pain.2008.12.022](https://doi.org/10.1016/j.pain.2008.12.022)]

Ho 2009 {published data only}

Ho TW, Backonja M, Ma J, Leibensperger H, Froman S, Polydefkis M. Efficient assessment of neuropathic pain drugs in patients with small fiber sensory neuropathies. *Pain* 2009;**14**(1-2):19-24. [DOI: [10.1016/j.pain.2008.07.013](https://doi.org/10.1016/j.pain.2008.07.013)]

Jean 2005 {published data only}

Jean WH, Wu CC, Mok MS, Sun WZ. Starting dose of gabapentin for patients with post-herpetic neuralgia--a dose-response study. *Acta Anaesthesiologica Taiwan* 2005;**43**(2):73-7. [PUBMED: 16060401]

Kasimcan 2010 {published data only}

Kasimcan O, Kaptan H. Efficacy of gabapentin for radiculopathy caused by lumbar spinal stenosis and lumbar disk hernia. *Neurologia Medico Chirurgica (Tokyo)* 2010;**50**(12):1070-3. [DOI: [10.2176/nmc.50.1070](https://doi.org/10.2176/nmc.50.1070)]

Keskinbora 2007 {published data only}

Keskinbora K, Pekel AF, Aydinli I. Gabapentin and an opioid combination versus opioid alone for the management of neuropathic cancer pain: a randomized open trial. *Journal of Pain Symptom Management* 2007;**34**(2):183-9. [10.1016/j.jpainsymman.2006.11.013]

Kimos 2007 {published data only}

Kimos P, Biggs C, Mah J, Heo G, Rashid S, Thie NM, et al. Analgesic action of gabapentin on chronic pain in the masticatory muscles: a randomized controlled trial. *Pain* 2007;**127**(1-2):151-60. [DOI: [10.1016/j.pain.2006.08.028](https://doi.org/10.1016/j.pain.2006.08.028)]

Ko 2010 {published data only}

Ko SH, Kwon HS, Yu JM, Baik SH, Park IB, Lee JH, et al. Comparison of the efficacy and safety of tramadol/acetaminophen combination therapy and gabapentin in the treatment of painful diabetic neuropathy. *Diabetes Medicine* 2010;**27**(9):1033-40. [DOI: [10.1111/j.1464-5491.2010.03054.x](https://doi.org/10.1111/j.1464-5491.2010.03054.x)]

McCleane 2001 {published data only}

McCleane GJ. Does gabapentin have an analgesic effect on background, movement and referred pain? A randomised, double-blind, placebo controlled study. *The Pain Clinic* 2001;**13**:103.

NCT00634543 {published data only}

A study to compare safety and efficacy of tramadol hydrochloride/acetaminophen with gabapentin in participants with diabetic neuropathy. clinicaltrials.gov/ct2/show/NCT00634543 (accessed 13 February 2017). [CTG: NCT00634543]

NCT01263132 {published data only}

Neuropathic pain treatment using F0434 vs. gabapentin in patients with chronic distal diabetic polyneuropathy: a randomized, controlled, double-blind study. clinicaltrials.gov/ct2/show/NCT01263132 (accessed 13 February 2017). [CTG: NCT01263132]

NCT01623271 {published data only}

Treatment of complex regional pain syndrome with once daily gastric-retentive gabapentin (Gralise). clinicaltrials.gov/ct2/show/NCT01623271 (accessed 13 February 2017). [CTG: NCT01623271]

Nikolajsen 2006 {published data only}

Nikolajsen L, Finnerup NB, Kramp S, Vimtrup AS, Keller J, Jensen TS. A randomized study of the effects of gabapentin on postamputation pain. *Anesthesiology* 2006;**105**(5):1008-15. [PUBMED: 17065896]

Pandey 2002 {published data only}

Pandey CK, Bose N, Garg G, Singh N, Baronia A, Agarwal A, et al. Gabapentin for the treatment of pain in Guillain-Barre syndrome: a double-blinded, placebo-controlled, crossover

study. *Anesthesia and Analgesia* 2002;**95**(6):1719-23. [DOI: [10.1097/0000539-200212000-00046](https://doi.org/10.1097/0000539-200212000-00046)]

Pandey 2005 {published data only}

Pandey CK, Raza M, Tripathi M, Navkar DV, Kumar A, Singh UK. The comparative evaluation of gabapentin and carbamazepine for pain management in Guillain-Barre syndrome patients in the intensive care unit. *Anesthesia and Analgesia* 2005;**101**(1):220-5. [DOI: [10.1213/01.ANE.0000152186.89020.36](https://doi.org/10.1213/01.ANE.0000152186.89020.36)]

Salvaggio 2008 {published data only}

Salvaggio I, Adducci E, Dell'Aquila L, Rinaldi S, Marini M, Zappia L, et al. Facial pain: a possible therapy with stellate ganglion block. *Pain Medicine* 2008;**9**(7):958-62. [DOI: [10.1111/j.1526-4637.2008.00515.x](https://doi.org/10.1111/j.1526-4637.2008.00515.x)]

Sator-Katzenschlager 2005 {published data only}

Sator-Katzenschlager SM, Scharbert G, Kress HG, Frickey N, Ellend A, Gleiss A, et al. Chronic pelvic pain treated with gabapentin and amitriptyline: a randomized controlled pilot study. *Wiener Klinische Wochenschrift* 2005;**117**(21-22):761-8. [DOI: [10.1007/s00508-005-0464-2](https://doi.org/10.1007/s00508-005-0464-2)]

Tanenberg 2011 {published data only}

Tanenberg RJ, Irving GA, Risser RC, Ahl J, Robinson MJ, Skljarevski V, et al. Duloxetine, pregabalin, and duloxetine plus gabapentin for diabetic peripheral neuropathic pain management in patients with inadequate pain response to gabapentin: an open-label, randomized, noninferiority comparison. *Mayo Clinic proceedings* 2011;**86**(7):615-26. [CTG: NCT00385671; DOI: [10.4065/mcp.2010.0681](https://doi.org/10.4065/mcp.2010.0681)]

Van de Vusse 2004 {published data only}

Van de Vusse AC, Stomp-van den Berg SG, Kessels AH, Weber WE. Randomised controlled trial of gabapentin in Complex Regional Pain Syndrome type 1 [ISRCTN84121379]. *BMC Neurology* 2004;**4**:13. [DOI: [10.1186/1471-2377-4-13](https://doi.org/10.1186/1471-2377-4-13)]

Yaksi 2007 {published data only}

Yaksi A, Ozgonenel L, Ozgonenel B. The efficiency of gabapentin therapy in patients with lumbar spinal stenosis. *Spine* 2007;**32**(9):939-42. [DOI: [10.1097/01.brs.0000261029.29170.e6](https://doi.org/10.1097/01.brs.0000261029.29170.e6)]

Yelland 2009 {published data only}

Yelland MJ, Poulos CJ, Pillans PI, Bashford GM, Nikles CJ, Sturtevant JM, et al. N-of-1 randomized trials to assess the efficacy of gabapentin for chronic neuropathic pain. *Pain Medicine* 2009;**10**(4):754-61. [DOI: [10.1111/j.1526-4637.2009.00615.x](https://doi.org/10.1111/j.1526-4637.2009.00615.x)]

Yildirim 2003 {published data only}

Yildirim K, Siseciolglu M, Karatay S, Erdal A, Levent A, Ugur M. The effectiveness of gabapentin in patients with chronic radiculopathy. *The Pain Clinic* 2003;**15**(3):213-8.

References to ongoing studies
Fleckstein 2009 {published data only}

Fleckenstein J, Kramer S, Hoffrogge P, Thoma S, Lang PM, Lehmeier L, et al. Acupuncture in acute herpes zoster pain therapy (ACUZoster) - design and protocol of a randomised

controlled trial. *BMC Complementary and Alternative Medicine* 2009;**9**:31. [CTG: NCT00885586; DOI: [10.1186/1472-6882-9-31](https://doi.org/10.1186/1472-6882-9-31)]

IRCT201212019014N14 {published data only}

Vasheghani M (contact person). Effect of gabapentin on heart rate variability in diabetic painful peripheral neuropathy: a double blinded randomized clinical trial. apps.who.int/trialsearch/Trial2.aspx?TrialID=IRCT201212019014N14 (accessed 13 February 2017).

NCT00674687 {published data only}

A study of the efficacy of gabapentin in neuropathic pain patients as measured by quantitative sensory testing. clinicaltrials.gov/ct2/show/NCT00674687 (accessed 13 February 2017). [NCT: NCT00674687]

Additional references

AlBalawi 2013

AlBalawi Z, McAlister FA, Thorlund K, Wong M, Wetterslev J. Random error in cardiovascular meta-analyses: how common are false positive and false negative results?. *International Journal of Cardiology* 2013;**168**(2):1102-7. [DOI: [10.1016/j.ijcard.2012.11.048](https://doi.org/10.1016/j.ijcard.2012.11.048)]

Baron 2012

Baron R, Wasner G, Binder A. Chronic pain: genes, plasticity, and phenotypes. *Lancet Neurology* 2012;**11**(1):19-21. [DOI: [10.1016/S1474-4422\(11\)70281-2](https://doi.org/10.1016/S1474-4422(11)70281-2)]

Baron 2017

Baron R, Maier C, Attal N, Binder A, Bouhassira D, Cruccu G, et al. Peripheral neuropathic pain: a mechanism-related organizing principle based on sensory profiles. *Pain* 2017;**158**(2):261-72. [DOI: [10.1097/j.pain.0000000000000753](https://doi.org/10.1097/j.pain.0000000000000753)]

Berger 2004

Berger A, Dukes EM, Oster G. Clinical characteristics and economic costs of patients with painful neuropathic disorders. *Journal of Pain* 2004;**5**(3):143-9. [DOI: [10.1016/j.jpain.2003.12.004](https://doi.org/10.1016/j.jpain.2003.12.004)]

Berger 2009

Berger A, Toelle T, Sadosky A, Dukes E, Edelsberg J, Oster G. Clinical and economic characteristics of patients with painful neuropathic disorders in Germany. *Pain Practice* 2009;**9**(1):8-17. [DOI: [10.1111/j.1533-2500.2008.00244.x](https://doi.org/10.1111/j.1533-2500.2008.00244.x)]

Berger 2012

Berger A, Sadosky A, Dukes E, Edelsberg J, Oster G. Clinical characteristics and patterns of healthcare utilization in patients with painful neuropathic disorders in UK general practice: a retrospective cohort study. *BMC Neurology* 2012;**12**:8. [DOI: [10.1186/1471-2377-12-8](https://doi.org/10.1186/1471-2377-12-8)]

Bouhassira 2008

Bouhassira D, Lantéri-Minet M, Attal N, Laurent B, Touboul C. Prevalence of chronic pain with neuropathic characteristics in the general population. *Pain* 2008;**136**(3):380-7.

Boyle 2014

Boyle Y, Fernando D, Kurz H, Miller SR, Zucchetto M, Storey J. The effect of a combination of gabapentin and donepezil in an experimental pain model in health volunteers: results of a randomised controlled trial. *Pain* 2014;**155**(12):2510-6. [DOI: [10.1016/j.pain.2014.09.003](https://doi.org/10.1016/j.pain.2014.09.003)]

Brok 2009

Brok J, Thorlund K, Wetterslev J, Gluud C. Apparently conclusive meta-analyses may be inconclusive--Trial sequential analysis adjustment of random error risk due to repetitive testing of accumulating data in apparently conclusive neonatal meta-analyses. *International Journal of Epidemiology* 2009;**38**(1):287-98. [DOI: [10.1093/ije/dyn188](https://doi.org/10.1093/ije/dyn188)]

Calvo 2012

Calvo M, Dawes JM, Bennett DL. The role of the immune system in the generation of neuropathic pain. *Lancet Neurology* 2012;**11**(7):629-42. [DOI: [10.1016/S1474-4422\(12\)70134-5](https://doi.org/10.1016/S1474-4422(12)70134-5)]

Chang 2014

Chang CY, Challa CK, Shah J, Eloy JD. Gabapentin in acute postoperative pain management. *Biomed Research International* 2014;**2014**:631756. [DOI: [10.1155/2014/631756](https://doi.org/10.1155/2014/631756)]

Chaparro 2012

Chaparro LE, Wiffen PJ, Moore RA, Gilron I. Combination pharmacotherapy for the treatment of neuropathic pain in adults. *Cochrane Database of Systematic Reviews* 2012, Issue 7. [DOI: [10.1002/14651858.CD008943.pub2](https://doi.org/10.1002/14651858.CD008943.pub2)]

Chou 2009

Chou R, Carson S, Chan BK. Gabapentin versus tricyclic antidepressants for diabetic neuropathy and post-herpetic neuralgia: discrepancies between direct and indirect meta-analyses of randomized controlled trials. *Journal of General Internal Medicine* 2009;**24**(2):178-88. [DOI: [10.1007/s11606-008-0877-5](https://doi.org/10.1007/s11606-008-0877-5)]

Colloca 2017

Colloca L, Ludman T, Bouhassira D, Baron R, Dickenson AH, Yarnitsky D, et al. Neuropathic pain. *Nature Reviews Disease Primers* 2017;**3**:17002. [DOI: [10.1038/nrdp.2017.2](https://doi.org/10.1038/nrdp.2017.2)]

Cooper 2017

Cooper TE, Derry S, Wiffen PJ, Moore RA. Gabapentin for fibromyalgia pain in adults. *Cochrane Database of Systematic Reviews* 2017, Issue 1. [DOI: [10.1002/14651858.CD012188.pub2](https://doi.org/10.1002/14651858.CD012188.pub2)]

Dechartres 2013

Dechartres A, Trinquart L, Boutron I, Ravaud P. Influence of trial sample size on treatment effect estimates: meta-epidemiological study. *BMJ* 2013;**346**:f2304. [DOI: [10.1136/bmj.f2304](https://doi.org/10.1136/bmj.f2304)]

Dechartres 2014

Dechartres A, Altman DG, Trinquart L, Boutron I, Ravaud P. Association between analytic strategy and estimates of treatment outcomes in meta-analyses. *JAMA* 2014;**312**:623-30. [DOI: [10.1001/jama.2014.8166](https://doi.org/10.1001/jama.2014.8166)]

Demant 2014

Demant DT, Lund K, Vollert J, Maier C, Segerdahl M, Finnerup NB, et al. The effect of oxcarbazepine in peripheral neuropathic pain depends on pain phenotype: a randomised, double-blind, placebo-controlled phenotype-stratified study. *Pain* 2014;**155**(11):2263-73. [DOI: [10.1016/j.pain.2014.08.014](https://doi.org/10.1016/j.pain.2014.08.014)]

Derry 2012

Derry S, Moore RA. Topical capsaicin (low concentration) for chronic neuropathic pain in adults. *Cochrane Database of Systematic Reviews* 2012, Issue 9. [DOI: [10.1002/14651858.CD010111](https://doi.org/10.1002/14651858.CD010111)]

Derry 2014

Derry S, Wiffen PJ, Moore RA, Quinlan J. Topical lidocaine for neuropathic pain in adults. *Cochrane Database of Systematic Reviews* 2014, Issue 7. [DOI: [10.1002/14651858.CD010958.pub2](https://doi.org/10.1002/14651858.CD010958.pub2)]

Derry 2016

Derry S, Stannard C, Cole P, Wiffen PJ, Knaggs R, Aldington D, et al. Fentanyl for neuropathic pain in adults. *Cochrane Database of Systematic Reviews* 2016, Issue 10. [DOI: [10.1002/14651858.CD011605.pub2](https://doi.org/10.1002/14651858.CD011605.pub2)]

Derry 2017

Derry S, Rice ASC, Cole P, Tan T, Moore RA. Topical capsaicin (high concentration) for chronic neuropathic pain in adults. *Cochrane Database of Systematic Reviews* 2017, Issue 1. [DOI: [10.1002/14651858.CD007393.pub4](https://doi.org/10.1002/14651858.CD007393.pub4)]

Dworkin 2008

Dworkin RH, Turk DC, Wyrwich KW, Beaton D, Cleeland CS, Farrar JT, et al. Interpreting the clinical importance of treatment outcomes in chronic pain clinical trials: IMMPACT recommendations. *Journal of Pain* 2008;**9**(2):105-21. [DOI: [10.1016/j.jpain.2007.09.005](https://doi.org/10.1016/j.jpain.2007.09.005)]

Dworkin 2013

Dworkin RH, O'Connor AB, Kent J, Mackey SC, Raja SN, Stacey BR, et al. Interventional management of neuropathic pain: NeuPSIG recommendations. *Pain* 2013;**154**(11):2249-61. [DOI: [10.1016/j.pain.2013.06.004](https://doi.org/10.1016/j.pain.2013.06.004)]

Elbourne 2002

Elbourne DR, Altman DG, Higgins JP, Curtin F, Worthington HV, Vail A. Meta-analyses involving cross-over trials: methodological issues. *International Journal of Epidemiology* 2002;**31**(1):140-9.

EMC 2017

Electronic Medicines Compendium. emc.medicines.org.uk/ (accessed 13 February 2017).

EPOC 2015

Effective Practice, Organisation of Care (EPOC). 23. Worksheets for preparing a Summary of Findings using GRADE. Resources for review authors. Oslo: Norwegian Knowledge Centre for the Health Services. Available at: epoc.cochrane.org/epoc-specific-resources-review-authors (accessed 13 February 2017).

Eroglu 2009

Eroglu C, Allen NJ, Susman MW, O'Rourke NA, Park CY, Ozkan E, et al. Gabapentin receptor alpha2delta-1 is a neuronal thrombospondin receptor responsible for excitatory CNS synaptogenesis. *Cell* 2009;**139**(2):380-92. [DOI: [10.1016/j.cell.2009.09.025](https://doi.org/10.1016/j.cell.2009.09.025)]

Evoy 2017

Evoy KE, Morrison MD, Saklad SR. Abuse and misuse of pregabalin and gabapentin. *Drugs* 2017;**77**(4):403-26. [DOI: [10.1007/s40265-017-0700-x](https://doi.org/10.1007/s40265-017-0700-x)]

Fanelli 2017

Fanelli D, Costas R, Ioannidis JP. Meta-assessment of bias in science. *PNAS* 2017;**114**:3714-9. [DOI: [10.1073/pnas.1618569114](https://doi.org/10.1073/pnas.1618569114)]

Finnerup 2005

Finnerup NB, Otto M, McQuay HJ, Jensen TS, Sindrup SH. Algorithm for neuropathic pain treatment: an evidence based proposal. *Pain* 2005;**118**(3):289-305. [DOI: [10.1016/j.pain.2005.08.013](https://doi.org/10.1016/j.pain.2005.08.013)]

Finnerup 2013

Finnerup NB, Scholz J, Attal N, Baron R, Haanpää M, Hansson P, et al. Neuropathic pain needs systematic classification. *European Journal of Pain* 2013;**17**(7):953-6. [DOI: [10.1002/j.1532-2149.2012.00282.x](https://doi.org/10.1002/j.1532-2149.2012.00282.x)]

Finnerup 2015

Finnerup NB, Attal N, Haroutounian S, McNicol E, Baron R, Dworkin RH, et al. Pharmacotherapy for neuropathic pain in adults: a systematic review and meta-analysis. *Lancet Neurology* 2015;**14**(2):162-73. [DOI: [10.1016/S1474-4422\(14\)70251-0](https://doi.org/10.1016/S1474-4422(14)70251-0)]

Gaskell 2016

Gaskell H, Derry S, Stannard C, Moore RA. Oxycodone for neuropathic pain in adults. *Cochrane Database of Systematic Reviews* 2016, Issue 7. [DOI: [10.1002/14651858.CD010692.pub3](https://doi.org/10.1002/14651858.CD010692.pub3)]

Gustorff 2008

Gustorff B, Dorner T, Likar R, Grisold W, Lawrence K, Schwarz F, et al. Prevalence of self-reported neuropathic pain and impact on quality of life: a prospective representative survey. *Acta Anaesthesiologica Scandinavica* 2008;**52**(1):132-6. [DOI: [10.1111/j.1399-6576.2007.01486.x](https://doi.org/10.1111/j.1399-6576.2007.01486.x)]

Guyatt 2011

Guyatt GH, Oxman AD, Kunz R, Woodcock J, Brozek J, Helfand M, et al. GRADE guidelines: 7. Rating the quality of evidence--inconsistency. *Journal of Clinical Epidemiology* 2011;**64**(12):1294-302. [DOI: [10.1016/j.jclinepi.2011.03.017](https://doi.org/10.1016/j.jclinepi.2011.03.017)]

Guyatt 2013a

Guyatt G, Oxman AD, Sultan S, Brozek J, Glasziou P, Alonso-Coello P, et al. GRADE guidelines: 11. Making an overall rating of confidence in effect estimates for a single outcome and for all outcomes. *Journal of Clinical Epidemiology* 2013;**66**:151-7. [DOI: [10.1016/j.jclinepi.2012.01.006](https://doi.org/10.1016/j.jclinepi.2012.01.006)]

Guyatt 2013b

Guyatt GH, Oxman AD, Santesso N, Helfand M, Vist G, Kunz R, et al. GRADE guidelines: 12. Preparing summary of findings tables-binary outcomes. *Journal of Clinical Epidemiology* 2013;**66**:158-72. [DOI: [10.1016/j.jclinepi.2012.01.012](https://doi.org/10.1016/j.jclinepi.2012.01.012)]

Hall 2008

Hall GC, Carroll D, McQuay HJ. Primary care incidence and treatment of four neuropathic pain conditions: a descriptive study, 2002-2005. *BMC Family Practice* 2008;**9**:26. [DOI: [10.1186/1471-2296-9-26](https://doi.org/10.1186/1471-2296-9-26)]

Hall 2013

Hall GC, Morant SV, Carroll D, Gabriel ZL, McQuay HJ. An observational descriptive study of the epidemiology and treatment of neuropathic pain in a UK general population. *BMC Family Practice* 2013;**14**:28. [DOI: [10.1186/1471-2296-14-28](https://doi.org/10.1186/1471-2296-14-28)]

Hauser 2009

Haüser W, Bernardy K, Uceyler N, Sommer C. Treatment of fibromyalgia syndrome with gabapentin and pregabalin - a meta-analysis of randomized controlled trials. *Pain* 2009;**145**(1-2):69-81. [DOI: [10.1016/j.pain.2009.05.014](https://doi.org/10.1016/j.pain.2009.05.014)]

Helfert 2015

Helfert SM, Reimer M, Höper J, Baron R. Individualized pharmacological treatment of neuropathic pain. *Clinical Pharmacology and Therapeutics* 2015;**97**(2):135-42. [DOI: [10.1002/cpt.19](https://doi.org/10.1002/cpt.19)]

Hempenstall 2005

Hempenstall K, Nurmikko TJ, Johnson RW, A'Hern RP, Rice AS. Analgesic therapy in postherpetic neuralgia: a quantitative systematic review. *PLoS Medicine* 2005;**2**(7):e164. [DOI: [10.1371/journal.pmed.0020164](https://doi.org/10.1371/journal.pmed.0020164)]

Higgins 2003

Higgins JPT, Thompson SG, Deeks JJ, Altman DG. Measuring inconsistency in meta-analyses. *BMJ* 2003;**327**:557-60.

Higgins 2011

Higgins JPT, Altman DG, Sterne JAC (editors). Chapter 8: Assessing risk of bias in included studies. In: Higgins JPT, Green S (editors). *Cochrane Handbook for Systematic Reviews of Interventions* Version 5.1.0 (updated March 2011). The Cochrane Collaboration, 2011. Available from handbook.cochrane.org. The Cochrane Collaboration.

Hoffman 2010

Hoffman DL, Sadosky A, Dukes EM, Alvir J. How do changes in pain severity levels correspond to changes in health status 3 and function in patients with painful diabetic peripheral neuropathy?. *Pain* 2010;**149**(2):194-201. [DOI: [10.1016/j.pain.2009.09.017](https://doi.org/10.1016/j.pain.2009.09.017)]

Jadad 1996

Jadad AR, Moore RA, Carroll D, Jenkinson C, Reynolds DJM, Gavaghan DJ, et al. Assessing the quality of reports of randomized clinical trials: is blinding necessary?. *Controlled Clinical Trials* 1996;**17**(1):1-12. [DOI: [10.1016/0197-2456\(95\)00134-4](https://doi.org/10.1016/0197-2456(95)00134-4)]

Jensen 2011

Jensen TS, Baron R, Haanpää M, Kalso E, Loeser JD, Rice AS, et al. A new definition of neuropathic pain. *Pain* 2011; Vol. 152, issue 10:2204-5. [DOI: [10.1016/j.pain.2011.06.017](https://doi.org/10.1016/j.pain.2011.06.017)]

Jensen 2012

Jensen MP, Hsu PH, Vanhove GF. Early pain reduction can predict treatment response: results of integrated efficacy analyses of a once-daily gastroretentive formulation of gabapentin in patients with postherpetic neuralgia. *Pain Medicine* 2012;**13**(8):1059-66. [DOI: [10.1111/j.1526-4637.2012.01427.x](https://doi.org/10.1111/j.1526-4637.2012.01427.x)]

Kalso 2013

Kalso E, Aldington DJ, Moore RA. Drugs for neuropathic pain. *BMJ* 2013;**347**:f7339. [DOI: [10.1136/bmj.f7339](https://doi.org/10.1136/bmj.f7339)]

Katusic 1991

Katusic S, Williams DB, Beard CM, Bergstralh EJ, Kurland LT. Epidemiology and clinical features of idiopathic trigeminal neuralgia and glossopharyngeal neuralgia: similarities and differences, Rochester, Minnesota, 1945-1984. *Neuroepidemiology* 1991;**10**(5-6):276-81. [DOI: [10.1159/000110284](https://doi.org/10.1159/000110284)]

Khan 1996

Khan KS, Daya S, Jadad A. The importance of quality of primary studies in producing unbiased systematic reviews. *Archives of Internal Medicine* 1996;**156**(6):661-6. [DOI: [10.1001/archinte.1996.00440060089011](https://doi.org/10.1001/archinte.1996.00440060089011)]

Koopman 2009

Koopman JS, Dieleman JP, Huygen FJ, de Mos M, Martin CG, Sturkenboom MC. Incidence of facial pain in the general population. *Pain* 2009;**147**(1-3):122-7. [DOI: [10.1016/j.pain.2009.08.023](https://doi.org/10.1016/j.pain.2009.08.023)]

L'Abbé 1987

L'Abbé KA, Detsky AS, O'Rourke K. Meta-analysis in clinical research. *Annals of Internal Medicine* 1987;**107**(2):224-33. [DOI: [10.7326/0003-4819-107-2-224](https://doi.org/10.7326/0003-4819-107-2-224)]

Landefeld 2009

Landefeld CS, Steinman MA. The Neurontin legacy - marketing through misinformation and manipulation. *New England Journal of Medicine* 2009;**360**(2):103-6. [DOI: [10.1056/NEJMp0808659](https://doi.org/10.1056/NEJMp0808659)]

Lunn 2009

Lunn MP, Hughes RA, Wiffen PJ. Duloxetine for treating painful neuropathy or chronic pain. *Cochrane Database of Systematic Reviews* 2009, Issue 4. [DOI: [10.1002/14651858.CD007115.pub2](https://doi.org/10.1002/14651858.CD007115.pub2)]

Lunn 2014

Lunn MP, Hughes RA, Wiffen PJ. Duloxetine for treating painful neuropathy, chronic pain or fibromyalgia. *Cochrane Database of Systematic Reviews* 2014, Issue 1. [DOI: [10.1002/14651858.CD007115.pub3](https://doi.org/10.1002/14651858.CD007115.pub3)]

McQuay 1995

McQuay H, Carroll D, Jadad AR, Wiffen P, Moore A. Anticonvulsant drugs for management of pain: a systematic review. *BMJ* 1995;**311**(7012):1047-52.

McQuay 1996

McQuay H, Carroll D, Moore A. Variation in the placebo effect in randomised controlled trials of analgesics: all is as blind as it seems. *Pain* 1996;**64**(2):331-5.

McQuay 1998

McQuay H, Moore R. An evidence-based resource for pain relief. An evidence-based resource for pain relief. Oxford: Oxford University Press, 1998. [ISBN: 0-19-263048-2]

McQuay 2007

McQuay HJ, Smith LA, Moore RA. Chronic Pain. In: Stevens A, Raftery J, Mant J, Simpson S editor(s). Health Care Needs Assessment: The Epidemiologically Based Needs Assessment Reviews: Third Series. Oxford: Radcliffe Publishing, 2007. [ISBN: 978-1-84619-063-6]

McQuay 2008

McQuay HJ, Derry S, Moore RA, Poulain P, Legout V. Enriched enrolment with randomised withdrawal (EERW): time for a new look at clinical trial design in chronic pain. *Pain* 2008;**135**(3):217-220. [DOI: [10.1016/j.pain.2008.01.014](https://doi.org/10.1016/j.pain.2008.01.014)]

Moore 1998

Moore RA, Gavaghan D, Tramèr MR, Collins SL, McQuay HJ. Size is everything - large amounts of information are needed to overcome random effects in estimating direction and magnitude of treatment effects. *Pain* 1998;**78**(3):209-16. [DOI: [10.1016/S0304-3959\(98\)00140-7](https://doi.org/10.1016/S0304-3959(98)00140-7)]

Moore 2008

Moore RA, Barden J, Derry S, McQuay HJ. Managing potential publication bias. In: McQuay HJ, Kalso E, Moore RA editor(s). Systematic Reviews in Pain Research: Methodology Refined. Seattle: IASP Press, 2008:15-24. [ISBN: 978-0-931092-69-5]

Moore 2009

Moore RA, Straube S, Wiffen PJ, Derry S, McQuay HJ. Pregabalin for acute and chronic pain in adults. *Cochrane Database of Systematic Reviews* 2009, Issue 3. [DOI: [10.1002/14651858.CD007076](https://doi.org/10.1002/14651858.CD007076)]

Moore 2010a

Moore RA, Eccleston C, Derry S, Wiffen P, Bell RF, Straube S, McQuay H, ACTINPAIN Writing Group of the IASP Special Interest Group on Systematic Reviews in Pain Relief, Cochrane Pain, Palliative and Supportive Care Systematic Review Group Editors. "Evidence" in chronic pain--establishing best practice in the reporting of systematic reviews. *Pain* 2010;**150**(3):386-9. [DOI: [10.1016/j.pain.2010.05.011](https://doi.org/10.1016/j.pain.2010.05.011)]

Moore 2010b

Moore RA, Straube S, Derry S, McQuay HJ. Topical review: chronic low back pain analgesic studies - a methodological minefield. *Pain* 2010;**149**(3):431-4. [DOI: [10.1016/j.pain.2010.02.032](https://doi.org/10.1016/j.pain.2010.02.032)]

Moore 2010c

Moore RA, Straube S, Paine J, Phillips CJ, Derry S, McQuay HJ. Fibromyalgia: moderate and substantial pain intensity reduction predicts improvement in other outcomes and substantial quality of life gain. *Pain* 2010;**149**(2):360-4. [DOI: [10.1016/j.pain.2010.02.039](https://doi.org/10.1016/j.pain.2010.02.039)]

Moore 2010d

Moore RA, Smugar SS, Wang H, Peloso PM, Gammaitoni A. Numbers-needed-to-treat analyses - do timing, dropouts, and outcome matter? Pooled analysis of two randomized, placebo-controlled chronic low back pain trials. *Pain* 2010;**151**(3):592-7. [DOI: [10.1016/j.pain.2010.07.013](https://doi.org/10.1016/j.pain.2010.07.013)]

Moore 2010e

Moore RA, Moore OA, Derry S, Peloso PM, Gammaitoni AR, Wang H. Responder analysis for pain relief and numbers needed to treat in a meta-analysis of etoricoxib osteoarthritis trials: bridging a gap between clinical trials and clinical practice. *Annals of the Rheumatic Diseases* 2010;**69**(2):374-9. [DOI: [10.1136/ard.2009.107805](https://doi.org/10.1136/ard.2009.107805)]

Moore 2010f

Moore RA, Derry S, McQuay HJ, Straube S, Aldington D, Wiffen P, et al. for the ACTINPAIN writing group of the IASP Special Interest Group (SIG) on Systematic Reviews in Pain Relief. Clinical effectiveness: an approach to clinical trial design more relevant to clinical practice, acknowledging the importance of individual differences. *Pain* 2010;**149**(2):173-6. [DOI: [10.1016/j.pain.2009.08.007](https://doi.org/10.1016/j.pain.2009.08.007)]

Moore 2011b

Moore RA, Straube S, Paine J, Derry S, McQuay HJ. Minimum efficacy criteria for comparisons between treatments using individual patient meta-analysis of acute pain trials: examples of etoricoxib, paracetamol, ibuprofen, and ibuprofen/paracetamol combinations after third molar extraction. *Pain* 2011;**152**(5):982-9. [DOI: [10.1016/j.pain.2010.11.030](https://doi.org/10.1016/j.pain.2010.11.030)]

Moore 2012a

Moore RA, Straube S, Eccleston C, Derry S, Aldington D, Wiffen P, et al. Estimate at your peril: imputation methods for patient withdrawal can bias efficacy outcomes in chronic pain trials using responder analyses. *Pain* 2012;**153**(2):265-8. [DOI: [10.1016/j.pain.2011.10.004](https://doi.org/10.1016/j.pain.2011.10.004)]

Moore 2012b

Moore RA, Derry S, Aldington D, Cole P, Wiffen PJ. Amitriptyline for neuropathic pain and fibromyalgia in adults. *Cochrane Database of Systematic Reviews* 2012, Issue 12. [DOI: [10.1002/14651858.CD008242.pub2](https://doi.org/10.1002/14651858.CD008242.pub2)]

Moore 2013a

Moore RA. What works for whom? Determining the efficacy and harm of treatments for pain. *Pain* 2013;**154**(Supplement 1):S77-S86. [DOI: [10.1016/j.pain.2013.03.024](https://doi.org/10.1016/j.pain.2013.03.024)]

Moore 2013b

Moore A, Derry S, Eccleston C, Kalso E. Expect analgesic failure; pursue analgesic success. *BMJ* 2013;**346**:f2690. [DOI: [10.1136/bmj.f2690](https://doi.org/10.1136/bmj.f2690)]

Moore 2013c

Moore RA, Straube S, Aldington D. Pain measures and cut-offs - 'no worse than mild pain' as a simple, universal outcome. *Anaesthesia* 2013;**68**(4):400-12. [DOI: [10.1111/anae.12148](https://doi.org/10.1111/anae.12148)]

Moore 2014b

Moore RA, Cai N, Skljarevski V, Tölle TR. Duloxetine use in chronic painful conditions - individual patient data responder analysis. *European Journal of Pain* 2014;**18**(1):67-75. [DOI: [10.1002/j.1532-2149.2013.00341.x](https://doi.org/10.1002/j.1532-2149.2013.00341.x)]

Moore 2014c

Moore RA, Derry S, Taylor RS, Straube S, Phillips CJ. The costs and consequences of adequately managed chronic non-cancer pain and chronic neuropathic pain. *Pain Practice* 2014;**14**(1):79-94. [DOI: [10.1111/papr.12050](https://doi.org/10.1111/papr.12050)]

Moore 2015a

Moore RA, Chi CC, Wiffen PJ, Derry S, Rice ASC. Oral nonsteroidal anti-inflammatory drugs for neuropathic pain. *Cochrane Database of Systematic Reviews* 2015, Issue 10. [DOI: [10.1002/14651858.CD010902.pub2](https://doi.org/10.1002/14651858.CD010902.pub2)]

Moore 2015b

Moore RA, Derry S, Aldington D, Cole P, Wiffen PJ. Amitriptyline for neuropathic pain in adults. *Cochrane Database of Systematic Reviews* 2015, Issue 7. [DOI: [10.1002/14651858.CD008242.pub3](https://doi.org/10.1002/14651858.CD008242.pub3)]

Moore 2015c

Moore RA, Wiffen PJ, Eccleston C, Derry S, Baron R, Bell RF, et al. Systematic review of enriched enrolment, randomised withdrawal trial designs in chronic pain: a new framework for design and reporting. *Pain* 2015;**156**(8):1382-95. [DOI: [10.1097/j.pain.000000000000088](https://doi.org/10.1097/j.pain.000000000000088)]

Moulin 2014

Moulin D, Boulanger A, Clark AJ, Clarke H, Dao T, Finley GA, et al. Pharmacological management of chronic neuropathic pain: revised consensus statement from the Canadian Pain Society. *Pain Research & Management* 2014;**19**(6):328-35.

Nguyen 2017

Nguyen TL, Collins GS, Lamy A, Devereaux PJ, Daurès JP, Landais P, et al. Simple randomization did not protect against bias in smaller trials. *Journal of Clinical Epidemiology* 2017;**84**:105-13. [DOI: [10.1016/j.jclinepi.2017.02.010](https://doi.org/10.1016/j.jclinepi.2017.02.010)]

NICE 2013

National Institute for Health and Care Excellence (NICE). Neuropathic pain - pharmacological management: the pharmacological management of neuropathic pain in adults in non-specialist settings, 2013. www.nice.org.uk/guidance/cg173 (accessed 13 February 2017).

Nüesch 2010

Nüesch E, Trelle S, Reichenbach S, Rutjes AW, Tschannen B, Altman DG, et al. Small study effects in meta-analyses of osteoarthritis trials: meta-epidemiological study. *BMJ* 2010;**341**:c3515. [DOI: [10.1136/bmj.c3515](https://doi.org/10.1136/bmj.c3515)]

O'Brien 2010

O'Brien EM, Staud RM, Hassinger AD, McCulloch RC, Craggs JG, Atchison JW, et al. Patient-centered perspective on treatment: outcomes in chronic pain. *Pain Medicine* 2010;**11**:6-15. [DOI: [10.1111/j.1526-4637.2009.00685.x](https://doi.org/10.1111/j.1526-4637.2009.00685.x)]

PaPaS 2012

Cochrane Pain, Palliative and Supportive Care Group. PaPaS Author and Referee Guidance. papas.cochrane.org/papas-documents (accessed 7 February 2017).

Perloff 2011

Perloff MD, Thaler DE, Otis JA. Anorgasmia with gabapentin may be common in older patients. *American Journal of Geriatric Pharmacotherapy* 2011;**9**(3):199-203. [DOI: [10.1016/j.amjopharm.2011.04.007](https://doi.org/10.1016/j.amjopharm.2011.04.007)]

Perry 2008

Perry T. Neurontin - expert opinion on efficacy and effectiveness for pain. industrydocumentslibrary.ucsf.edu/drug/docs/#id=fhhw0217 (accessed 13 February 2017).

Phillips 2010

Phillips TJ, Cherry CL, Cox S, Marshall SJ, Rice AS. Pharmacological treatment of painful HIV-associated sensory neuropathy: a systematic review and meta-analysis of randomised controlled trials. *PLOS One* 2010;**5**(12):e14433. [DOI: [10.1371/journal.pone.0014433](https://doi.org/10.1371/journal.pone.0014433)]

Quilici 2009

Quilici S, Chancellor J, Lothgren M, Simon D, Said G, Le TK, et al. Meta-analysis of duloxetine vs. pregabalin and gabapentin in the treatment of diabetic peripheral neuropathic pain. *BMC Neurology* 2009;**9**:6. [DOI: [10.1186/1471-2377-9-6](https://doi.org/10.1186/1471-2377-9-6)]

Quintero 2017

Quintero GC. Review about gabapentin misuse, interactions, contraindications and side effects. *Journal of Experimental Pharmacology* 2017;**9**:13-21. [DOI: [10.2147/JEP.S124391](https://doi.org/10.2147/JEP.S124391). eCollection 2017]

Rappaport 1994

Rappaport ZH, Devor M. Trigeminal neuralgia: the role of self-sustaining discharge in the trigeminal ganglion. *Pain* 1994;**56**(2):127-38. [DOI: [10.1016/0304-3959\(94\)90086-8](https://doi.org/10.1016/0304-3959(94)90086-8)]

Rauck 2013c

Rauck RL, Irving GA, Wallace MS, Vanhove GF, Sweeney M. Once-daily gastroretentive gabapentin for postherpetic neuralgia: integrated efficacy, time to onset of pain relief and safety analyses of data from two phase 3, multicenter, randomized, double-blind, placebo-controlled studies. *Journal of Pain and Symptom Management* 2013;**46**(2):219-28. [DOI: [10.1016/j.jpainsymman.2012.07.011](https://doi.org/10.1016/j.jpainsymman.2012.07.011)]

RevMan 2014 [Computer program]

Nordic Cochrane Centre, The Cochrane Collaboration. Review Manager 5 (RevMan 5). Version 5.3. Copenhagen: Nordic Cochrane Centre, The Cochrane Collaboration, 2014.

Roberts 2015

Roberts I, Ker K, Edwards P, Beecher D, Manno D, Sydenham E. The knowledge system underpinning healthcare is not fit for purpose and must change. *BMJ* 2015;**350**:h2463. [DOI: [10.1136/bmj.h2463](https://doi.org/10.1136/bmj.h2463)]

Schünemann 2011a

Schünemann HJ, Oxman AD, Higgins JPT, Vist GE, Glasziou P, Guyatt GH. Chapter 11: Presenting results and 'Summary of findings' tables. In: Higgins JPT, Green S (editors), *Cochrane Handbook for Systematic Reviews of Interventions* Version 5.1.0 (updated March 2011). The Cochrane Collaboration, 2011. Available from handbook.cochrane.org.

Schünemann 2011b

Schünemann HJ, Oxman AD, Vist GE, Higgins JPT, Deeks JJ, Glasziou P, et al. Chapter 12: Interpreting results and drawing conclusions. In: Higgins JPT, Green S (editors), *Cochrane Handbook for Systematic Reviews of Interventions* Version 5.1.0 (updated March 2011). The Cochrane Collaboration, 2011. Available from handbook.cochrane.org.

Scott 2006

Scott FT, Johnson RW, Leedham-Green M, Davies E, Edmunds WJ, Breuer J. The burden of herpes zoster: a prospective population based study. *Vaccine* 2006;**24**(9):1308-14. [DOI: [10.1016/j.vaccine.2005.09.026](https://doi.org/10.1016/j.vaccine.2005.09.026)]

SIGN 2013

Scottish Intercollegiate Guidelines Network. SIGN Guideline 136: Management of Chronic Pain. sign.ac.uk/guidelines/fulltext/136/contents.html 2013; Vol. (accessed 1 March 2017).

Smalldone 2004

Smalldone M, Sukkarieh T, Reda A, Khan A. Epilepsy and erectile dysfunction: a review. *Seizure* 2004;**13**(7):453-9. [DOI: [10.1016/j.seizure.2003.12.006](https://doi.org/10.1016/j.seizure.2003.12.006)]

Soni 2013

Soni A, Batra R, Gwilym S, Spector T, Hart D, Arden N, et al. Neuropathic features of joint pain: a community-based study. *Arthritis & Rheumatism* 2013;**April 1**:Epub ahead of print. [DOI: [10.1002/art.37962](https://doi.org/10.1002/art.37962)]

Stannard 2016

Stannard C, Gaskell H, Derry S, Aldington D, Cole P, Cooper TE, et al. Hydromorphone for neuropathic pain in adults. *Cochrane Database of Systematic Reviews* 2016, Issue 5. [DOI: [10.1002/14651858.CD011604.pub2](https://doi.org/10.1002/14651858.CD011604.pub2)]

Straube 2008

Straube S, Derry S, McQuay HJ, Moore RA. Enriched enrollment: definition and effects of enrichment and dose in trials of pregabalin and gabapentin in neuropathic pain. A systematic review. *British Journal of Clinical Pharmacology* 2008;**66**(2):266-75. [DOI: [10.1111/j.1365-2125.2008.03200.x](https://doi.org/10.1111/j.1365-2125.2008.03200.x)]

Straube 2010

Straube S, Derry S, Moore RA, Wiffen PJ, McQuay HJ. Single dose oral gabapentin for established acute postoperative pain in

adults. *Cochrane Database of Systematic Reviews* 2010, Issue 5. [DOI: [10.1002/14651858.CD008183.pub2](https://doi.org/10.1002/14651858.CD008183.pub2)]

Sultan 2008

Sultan A, Gaskell H, Derry S, Moore RA. Duloxetine for painful diabetic neuropathy and fibromyalgia pain: systematic review of randomised trials. *BMC Neurology* 2008;**8**:29. [DOI: [10.1186/1471-2377-8-29](https://doi.org/10.1186/1471-2377-8-29)]

Thorlund 2011

Thorlund K, Imberger G, Walsh M, Chu R, Gluud C, Wetterslev J, et al. The number of patients and events required to limit the risk of overestimation of intervention effects in meta-analysis--a simulation study. *PLoS One* 2011;**6**(10):e25491. [DOI: [10.1371/journal.pone.0025491](https://doi.org/10.1371/journal.pone.0025491)]

Torrance 2006

Torrance N, Smith BH, Bennett MI, Lee AJ. The epidemiology of chronic pain of predominantly neuropathic origin. Results from a general population survey. *Journal of Pain* 2006;**7**(4):281-9.

Treede 2008

Treede RD, Jensen TS, Campbell JN, Cruccu G, Dostrovsky JO, Griffin JW, et al. Neuropathic pain: redefinition and a grading system for clinical and research purposes. *Neurology* 2008;**70**(18):1630-5. [DOI: [10.1212/01.wnl.0000282763.29778.59](https://doi.org/10.1212/01.wnl.0000282763.29778.59)]

Turner 2013

Turner RM, Bird SM, Higgins JP. The impact of study size on meta-analyses: examination of underpowered studies in Cochrane Reviews. *PLoS One* 2013;**8**(3):e59202. [DOI: [10.1371/journal.pone.0059202](https://doi.org/10.1371/journal.pone.0059202)]

Tzellos 2008

Tzellos TG, Papazisis G, Amaniti E, Kouvelas D. Efficacy of pregabalin and gabapentin for neuropathic pain in spinal-cord injury: an evidence-based evaluation of the literature. *European Journal of Clinical Pharmacology* 2008;**64**(9):851-8. [DOI: [10.1007/s00228-008-0523-5](https://doi.org/10.1007/s00228-008-0523-5)]

Tzellos 2010

Tzellos TG, Toulis KA, Goulis DG, Papazisis G, Zampeli VA, Vakfari A, et al. Gabapentin and pregabalin in the treatment of fibromyalgia: a systematic review and a meta-analysis. *Journal of Clinical Pharmacology and Therapeutics* 2010;**35**(6):369-56. [DOI: [10.1111/j.1365-2710.2009.01144.x](https://doi.org/10.1111/j.1365-2710.2009.01144.x)]

Tölle 2013

Tölle TR, Backonja M. Pharmacological Therapy for Neuropathic Pain. In: McMahon SB, Koltenburg M, Tracey I, Turk DC editor(s). *Wall and Melzack's Textbook of Pain*. 5. Philadelphia: Elsevier, 2013:1003-1011. [ISBN 978-0-7020-4059-7]

Van Hecke 2014

van Hecke O, Austin SK, Khan RA, Smith BH, Torrance N. Neuropathic pain in the general population: a systematic review of epidemiological studies. *Pain* 2014;**155**(4):654-62. [DOI: [10.1016/j.pain.2013.11.013](https://doi.org/10.1016/j.pain.2013.11.013)]

Van Hoek 2009

van Hoek AJ, Gay N, Melegaro A, Opstelten W, Edmunds WJ. Estimating the cost-effectiveness of vaccination against herpes zoster in England and Wales. *Vaccine* 2009;**27**(9):1454-67. [DOI: [10.1016/j.vaccine.2008.12.024](https://doi.org/10.1016/j.vaccine.2008.12.024)]

Vedula 2009

Vedula SS, Bero L, Scherer RW, Dickersin K. Outcome reporting in industry-sponsored trials of gabapentin for off-label use. *New England Journal of Medicine* 2009;**361**(20):1963-71. [DOI: [10.1056/NEJMsa0906126](https://doi.org/10.1056/NEJMsa0906126)]

von Hehn 2012

von Hehn CA, Baron R, Woolf CJ. Deconstructing the neuropathic pain phenotype to reveal neural mechanisms. *Neuron* 2012;**73**(4):638-52. [DOI: [10.1016/j.neuron.2012.02.008](https://doi.org/10.1016/j.neuron.2012.02.008)]

Vos 2012

Vos T, Flaxman AD, Naghavi M, Lozano R, Michaud C, Ezzati M, et al. Years lived with disability (YLDs) for 1160 sequelae of 289 diseases and injuries 1990–2010: a systematic analysis for the Global Burden of Disease Study 2010. *Lancet* 2012;**380**(9859):2163-96. [DOI: [10.1016/S0140-6736\(12\)61729-2](https://doi.org/10.1016/S0140-6736(12)61729-2)]

Wang 2017

Wang J, Zhu Y. Different doses of gabapentin formulations for postherpetic neuralgia: A systematic review and meta-analysis of randomized controlled trials. *Journal of Dermatology Treatment* 2017;**28**(1):65-77. [DOI: [10.3109/09546634.2016.1163315](https://doi.org/10.3109/09546634.2016.1163315)]

Wiffen 2010

Wiffen PJ, Collins S, McQuay HJ, Carroll D, Jadad A, Moore RA. Anticonvulsant drugs for acute and chronic pain. *Cochrane Database of Systematic Reviews* 2010, Issue 1. [DOI: [10.1002/14651858.CD001133.pub3](https://doi.org/10.1002/14651858.CD001133.pub3)]

Wiffen 2013

Wiffen PJ, Derry S, Moore RA, Aldington D, Cole P, Rice ASC, et al. Antiepileptic drugs for neuropathic pain and fibromyalgia - an overview of Cochrane reviews. *Cochrane*

Database of Systematic Reviews 2013, Issue 11. [DOI: [10.1002/14651858.CD010567.pub2](https://doi.org/10.1002/14651858.CD010567.pub2)]

Wiffen 2015

Wiffen PJ, Derry S, Moore RA, Stannard C, Aldington D, Cole P, et al. Buprenorphine for neuropathic pain in adults. *Cochrane Database of Systematic Reviews* 2015, Issue 9. [DOI: [10.1002/14651858.CD011603.pub2](https://doi.org/10.1002/14651858.CD011603.pub2)]

Wiffen 2016

Wiffen PJ, Knaggs R, Derry S, Cole P, Phillips T, Moore RA. Paracetamol (acetaminophen) with or without codeine or dihydrocodeine for neuropathic pain in adults. *Cochrane Database of Systematic Reviews* 2016, Issue 12. [DOI: [10.1002/14651858.CD012227.pub2](https://doi.org/10.1002/14651858.CD012227.pub2)]

References to other published versions of this review

Moore 2011a

Moore RA, Wiffen PJ, Derry S, McQuay HJ. Gabapentin for chronic neuropathic pain and fibromyalgia in adults. *Cochrane Database of Systematic Reviews* 2011, Issue 3. [DOI: [10.1002/14651858.CD007938.pub2](https://doi.org/10.1002/14651858.CD007938.pub2)]

Moore 2014a

Moore RA, Wiffen PJ, Derry S, Toelle T, Rice ASC. Gabapentin for chronic neuropathic pain and fibromyalgia in adults. *Cochrane Database of Systematic Reviews* 2014, Issue 4. [DOI: [10.1002/14651858.CD007938.pub3](https://doi.org/10.1002/14651858.CD007938.pub3)]

Wiffen 2000

Wiffen P, Collins S, McQuay H, Carroll D, Jadad A, Moore A. Anticonvulsant drugs for acute and chronic pain. *Cochrane Database of Systematic Reviews* 2000, Issue 3. [DOI: [10.1002/14651858.CD001133.pub2](https://doi.org/10.1002/14651858.CD001133.pub2)]

Wiffen 2005

Wiffen PJ, McQuay HJ, Edwards JE, Moore RA. Gabapentin for acute and chronic pain. *Cochrane Database of Systematic Reviews* 2005, Issue 3. [DOI: [10.1002/14651858.CD005452](https://doi.org/10.1002/14651858.CD005452)]

* Indicates the major publication for the study

CHARACTERISTICS OF STUDIES

Characteristics of included studies [ordered by study ID]

Atkinson 2016

Methods	Randomised, double-blind, placebo-controlled, parallel groups, not enriched Forced titration to target or maximum tolerated dose over 4 weeks, then stable to 12 weeks
Participants	Non-specific back pain with and without a radiating component, back pain primarily in lumbar region. Pain present on daily basis for ≥ 6 months, PI $\geq 2/10$, impact on ≥ 2 aspects of daily life Excluded: major coexisting illness, coexisting pain condition due to other disorders, contraindication to study medication, recent or planned surgery, history of alcohol or substance abuse, major depression, history of psychosis, cognitive impairment, pregnant or lactating N = 108

Atkinson 2016 (Continued)

	Mean age 56 years, 23% women Initial pain intensity "moderate" Impact on everyday function "mild to moderate" Mean duration of back pain 17 (\pm 15) years
Interventions	Gabapentin to maximum 3600 mg daily, n = 55 Placebo, n = 53 All muscle relaxants, antidepressants, opioids, discontinued \geq 2 weeks before baseline assessment; NSAIDs permitted
Outcomes	\geq 30% and \geq 50% reduction in PI Participants estimation of pain improvement at exit (\geq 30%, \geq 50%) Adverse events Withdrawals
Notes	Oxford Quality Score: R = 2, DB = 2, W = 1, Total = 5 US VA sponsored

Risk of bias

Bias	Authors' judgement	Support for judgement
Random sequence generation (selection bias)	Low risk	"Computer-generated randomization tables, stratified by site"
Allocation concealment (selection bias)	Low risk	Remote allocation from central pharmacy; "sequentially numbered opaque sealed envelope"
Blinding (performance bias and detection bias) All outcomes	Low risk	Gabapentin 300 mg over-capsulated and identical placebo capsules
Incomplete outcome data (attrition bias) Efficacy	High risk	Used random-effects regression models for primary outcome, but reported only on completers (33% attrition)
Size Efficacy	Unclear risk	50-200 participants per treatment arm (55, 53)

Backonja 1998

Methods	Multicentre, randomised, double-blind, placebo-controlled, parallel groups, not enriched, LOCF Titration to maximum tolerated dose or 3600 mg daily over 4 weeks, then stable dose for 4 weeks (8 weeks in total)
Participants	PDN. Pain duration > 3 months before treatment, PI \geq 40/100 at randomisation N = 165 Mean age 53 years, 40% women

Backonja 1998 (Continued)

Initial mean pain score 6.4/10

Interventions	<p>Gabapentin 3600 mg daily (max), n = 84</p> <p>Placebo, n = 81</p> <p>Medication for diabetes control remained stable during study. Paracetamol (max 3 g daily) allowed</p>
Outcomes	<p>PGIC much or moderately improved</p> <p>≥ 50% reduction in pain (CTR)</p> <p>PGIC much improved (CTR)</p> <p>PGIC moderately or much improved (CTR)</p> <p>Adverse events</p> <p>Withdrawals</p>
Notes	<p>Oxford Quality Score: R = 2, DB = 2, W = 1, Total = 5</p> <p>Parke-Davies/Pfizer sponsored</p>

Risk of bias

Bias	Authors' judgement	Support for judgement
Random sequence generation (selection bias)	Low risk	Computer-generated random code
Allocation concealment (selection bias)	Unclear risk	Not reported
Blinding (performance bias and detection bias) All outcomes	Low risk	"supplied in identical capsules in blinded fashion". "All participants were supplied with an equal number of capsules".
Incomplete outcome data (attrition bias) Efficacy	Unclear risk	LOCF imputation
Size Efficacy	Unclear risk	50-200 participants per treatment arm (81, 84)

Backonja 2011

Methods	<p>Randomised, double-blind, placebo-controlled, parallel groups, enriched for tolerance (but not response), LOCF</p> <p>Open-label titration with gabapentin from 300 mg at night to maximum 600 mg 3 times daily (1800 mg/d) over 4 days, maintained on maximum tolerated dose for 7 days, then randomised to double blind treatment with 600 mg gabapentin encarbil twice daily or placebo for 2 weeks</p>
Participants	<p>PHN. Pain > 3 months after healing of skin rash. PI at randomisation ≥ 40/100</p> <p>N = 102 in double-blind phase, and 116 in open-label phase</p> <p>Mean age 65 years, 51% women</p>

Gabapentin for chronic neuropathic pain in adults (Review)

Backonja 2011 (Continued)

Initial average daily pain score 6.1/10, and 4.5 before randomisation

Interventions	<p>Gabapentin encarbil 1200 mg daily, n = 47 (equivalent to 624 mg gabapentin, given as divided dose)</p> <p>Placebo, n = 54</p> <p>Antiepileptic medication discontinued ≥ 7 days before open label phase. Antidepressant and narcotic analgesics continued if stable > 1 month</p>
Outcomes	<p>$\geq 50\%$ reduction in pain</p> <p>$\geq 30\%$ reduction in pain</p> <p>PGIC much and very much improved</p> <p>Withdrawals</p> <p>Adverse events</p>
Notes	<p>Oxford Quality Score: R = 1, DB = 2, W = 1, Total = 4</p> <p>XenoPort sponsored</p>

Risk of bias

Bias	Authors' judgement	Support for judgement
Random sequence generation (selection bias)	Unclear risk	Not described
Allocation concealment (selection bias)	Unclear risk	Not reported
Blinding (performance bias and detection bias) All outcomes	Low risk	"matching placebo"
Incomplete outcome data (attrition bias) Efficacy	Unclear risk	LOCF imputation
Size Efficacy	High risk	< 50 participants per treatment arm

Bone 2002

Methods	<p>Randomised, double-blind, placebo-controlled, cross-over, not enriched. No imputation method mentioned</p> <p>Titration to maximum tolerated dose or 2400 mg daily over 1 week, then stable dose for 5 weeks (6 weeks total); 1-week washout, then cross-over</p>
Participants	<p>Established phantom limb pain ≥ 6 months. PI before treatment > 3/10</p> <p>N = 19 (14 completed both treatment periods)</p> <p>Mean age 56 years, 21% women</p> <p>Initial pain score 6.4/10</p>

Gabapentin for chronic neuropathic pain in adults (Review)

Bone 2002 (Continued)

Interventions	<p>Gabapentin 2400 mg daily (max)</p> <p>Placebo</p> <p>Paracetamol + codeine 500 mg/30 mg (max 12 tablets daily) allowed as rescue medication. Stable, low doses of TCAs continued</p>
Outcomes	<p>No dichotomous efficacy data</p> <p>Adverse events</p>
Notes	<p>Oxford Quality Score: R = 2, DB = 2, W = 1, Total = 5</p> <p>Pfizer Pharmaceuticals supplied gabapentin and placebo capsules. No other funding</p>

Risk of bias

Bias	Authors' judgement	Support for judgement
Random sequence generation (selection bias)	Low risk	Computer-generated random numbers
Allocation concealment (selection bias)	Low risk	"The hospital pharmacists were also responsible for issuing identical, coded medication bottles containing identical tablets of gabapentin or placebo"
Blinding (performance bias and detection bias) All outcomes	Low risk	"identical, coded medication bottles containing identical tablets of gabapentin or placebo"
Incomplete outcome data (attrition bias) Efficacy	Unclear risk	No imputation mentioned
Size Efficacy	High risk	< 50 participants per treatment arm (19 randomised, 14 completed both phases)

Caraceni 2004

Methods	<p>Randomised, double-blind, placebo-controlled, parallel groups, partial enrichment. No imputation method mentioned</p> <p>Titration to pain $\leq 3/10$ or limit of tolerability, or maximum 1800 mg daily (10 days in total)</p>
Participants	<p>Neuropathic cancer pain despite regular systemic opioid therapy. Pain at randomisation $\geq 5/10$</p> <p>N = 121</p> <p>Mean age 60 years, 56% women</p> <p>Initial pain intensity 7.3/10</p>
Interventions	<p>Gabapentin 1800 mg daily (max), n = 80</p> <p>Placebo, n = 41</p> <p>Any previous analgesics continued unchanged. One additional dose of opioid allowed for rescue medication</p>

Caraceni 2004 (Continued)

Outcomes	No dichotomous efficacy data	
	Adverse events	
	Withdrawals	
Notes	Oxford Quality Score: R = 2, DB = 2, W = 1, Total = 5	
	Sponsored/Pfizer Italy and Spain	
<i>Risk of bias</i>		
Bias	Authors' judgement	Support for judgement
Random sequence generation (selection bias)	Low risk	Block of three randomisation list
Allocation concealment (selection bias)	Low risk	Remote pharmacy department provided numbered containers
Blinding (performance bias and detection bias) All outcomes	Low risk	"identical capsules"
Incomplete outcome data (attrition bias) Efficacy	Unclear risk	Imputation not mentioned
Size Efficacy	Unclear risk	< 50 participants per treatment arm (41, 80)

Chandra 2006

Methods	Randomised, double-blind, active-controlled, parallel groups, no enrichment	
	Dose escalation every 2 weeks until adequate pain relief obtained or limit of tolerability, to maximum nortriptyline 150 mg daily or gabapentin 2700 mg daily by 4 weeks, then stable dose for 5 weeks (9 weeks in total)	
Participants	PHN. Pain > 2 months after healing of skin rash. PI at randomisation $\geq 40/100$	
	N = 76	
	Mean age 54 years, 50% women	
	Initial average daily pain score 5.7/10	
Interventions	Gabapentin 2700 mg daily (max), n = 38	
	Nortriptyline 150 mg daily (max), n = 38	
	Of 'responders' ~ 80% gabapentin took 2700 mg daily, ~ 66% nortriptyline took 75 mg daily	
Outcomes	$\geq 50\%$ pain relief over baseline pain	
	$\geq 50\%$ pain relief over (VAS)	
	Adverse events	

Chandra 2006 (Continued)

Withdrawals

Notes	Oxford Quality Score: R = 2, DB = 2, W = 1, Total = 5 Sponsored Pfizer/independent
-------	---

Risk of bias

Bias	Authors' judgement	Support for judgement
Random sequence generation (selection bias)	Low risk	"block-of-three randomization list was used"
Allocation concealment (selection bias)	Low risk	"code supplied in sealed envelopes, opened at time of enrolment", "drugs dispensed in sealed envelopes"
Blinding (performance bias and detection bias) All outcomes	Low risk	"drugs placed in identical capsules", "matching placebo of nortriptyline" to blind different dosing schedules
Incomplete outcome data (attrition bias) Efficacy	Unclear risk	Imputation not mentioned
Size Efficacy	High risk	< 50 participants per treatment arm

Cohen 2015

Methods	Multicentre, randomised, double-blind (double-dummy), active-controlled, parallel groups, partial enrichment. Titration to maximum tolerated dose (1800 mg to 3600 mg daily) over 15-24 days (3 months total)
Participants	Radicular leg pain for ≥ 6 weeks and < 4 years, PI $\geq 4/10$ or $\geq 3/10$ if leg pain \geq back pain, symptoms of lumbosacral radicular pain. Findings of herniated disc or spinal stenosis on MRI concordant with presentation. Age ≥ 17 years Excluded: neuropathic pain > 4 years, previous failed trial with gabapentin or pregabalin, steroid injections ≤ 3 years, cauda equina syndrome, planned surgery N = 145 Mean age 43 years, 26% women 18% had pain ≤ 3 months, 25% taking opioids Initial PI: worst leg 7.8/10; average leg 5.4/10
Interventions	Gabapentin capsule + saline injection, n = 72 Depomethylprednisolone 60 mg injection + 1 ml 0.25% bupivacaine + placebo capsule, n = 73 Gabapentin titrated to 1800 mg to 3600 mg/day (3 divided doses) over 15-24 days, but ≥ 5 days before follow-up Steroid injected into epidural space (interlaminar or transforaminal), saline injected into posterior ligaments Tramadol and NSAIDs "as needed" for rescue medication, or opioids increased by $\geq 20\%$ for those taking them. No other co-interventions
Outcomes	Mean PI, for average and worst leg and back pain

Cohen 2015 (Continued)

Global evaluation (non-standard scales)

Adverse events

Withdrawals

Notes

Oxford Quality Score: R = 2, DB = 2, W = 1, Total = 5

Congressional grant from the Center for Rehabilitation Sciences Research, Bethesda

Risk of bias

Bias	Authors' judgement	Support for judgement
Random sequence generation (selection bias)	Low risk	Computer-generated randomisation tables, stratified by site. Central pharmacy
Allocation concealment (selection bias)	Low risk	"sequentially numbered opaque sealed envelope"
Blinding (performance bias and detection bias) All outcomes	Low risk	"A central research pharmacy over-capsulated 300 mg gabapentin and placebo capsules to appear identical". Participants "visually shielded from the image screen" during injections", had no further contact with physician
Incomplete outcome data (attrition bias) Efficacy	Unclear risk	LOCF imputation
Size Efficacy	Unclear risk	50-200 participants per treatment arm

CTR 945-1008

Methods	Multicentre, randomised, double-blind, placebo-controlled, parallel groups, no obvious enrichment, LOCF Titration from 300 mg daily to maximum tolerated dose or 3600 mg daily over 3 weeks, then stable dose for 12 weeks (15 weeks total)
Participants	PDN. Pain duration > 3 months, PI at randomisation $\geq 40/100$ N = 389 Mean age 58 years, "more men than women"
Interventions	Gabapentin 3600 mg daily (max), n = 200 Placebo, n = 189
Outcomes	$\geq 30\%$ reduction in pain $\geq 50\%$ reduction in pain Adverse events Withdrawals
Notes	Oxford Quality Score: R = 1, DB = 2, W = 1, Total = 4

CTR 945-1008 (Continued)

Pfizer sponsored

Risk of bias

Bias	Authors' judgement	Support for judgement
Random sequence generation (selection bias)	Unclear risk	Not described
Allocation concealment (selection bias)	Unclear risk	Not described
Blinding (performance bias and detection bias) All outcomes	Low risk	Matching placebo
Incomplete outcome data (attrition bias) Efficacy	Unclear risk	LOCF imputation
Size Efficacy	Unclear risk	50-200 participants per treatment arm (189, 200)

CTR 945-224

Methods	Multicentre, randomised, double-blind, placebo-controlled, parallel groups, no enrichment, probably LOCF Titration over 3 weeks to 600, 1200, or 2400 mg daily, then stable dose to 4 weeks (7 weeks total)
Participants	PDN for 1-5 years. PI at randomisation $\geq 40/100$ N = 325 Mean age 60 years, 44% women Initial pain score 6.2/10
Interventions	Gabapentin 600 mg, n = 82 Gabapentin 1200 mg, n = 82 Gabapentin 2400 mg, n = 84 Placebo, n = 77
Outcomes	$\geq 50\%$ reduction in pain score PGIC very much improved PGIC much or very much improved Adverse events Withdrawals
Notes	Oxford Quality Score: R = 2, DB = 2, W = 1, Total = 5 Parke-Davis/Pfizer sponsored

Gabapentin for chronic neuropathic pain in adults (Review)

CTR 945-224 (Continued)

Risk of bias

Bias	Authors' judgement	Support for judgement
Random sequence generation (selection bias)	Low risk	Randomisation code
Allocation concealment (selection bias)	Low risk	Randomisation code broken after last participant completed
Blinding (performance bias and detection bias) All outcomes	Low risk	Matching placebo
Incomplete outcome data (attrition bias) Efficacy	Unclear risk	Probably LOCF
Size Efficacy	Unclear risk	50-200 participants per treatment arm (77-84)

Gilron 2005

Methods	Randomised, double-blind, placebo-controlled 4-period cross-over, no enrichment. No imputation method mentioned (but if half of scores missing, outcome considered missing) Titration to target doses or limit of tolerability over 3 weeks, then stable dose for 1 week, and tapered dose for 1 week (5 weeks in total); 3-day washout and cross-over to next treatment
Participants	PDN and PHN. Pain \geq moderate for 3 months N = 57 Median age 62 years, 44% women Initial mean pain score 5.8/10
Interventions	Gabapentin 3200 mg daily (max) Morphine 120 mg daily (max) Gabapentin plus morphine 2400 mg/60 mg daily (max) Placebo (lorazepam) 1.6 mg Mean maximum tolerated doses: gabapentin alone 2207 ± 89 mg, morphine alone 45.3 ± 3.9 mg, gabapentin + morphine $1705 \pm 83 + 34.4 \pm 2.6$ mg
Outcomes	Pain relief for those completing a given treatment (5-point scale) Withdrawals
Notes	Oxford Quality Score: R = 2, DB = 2, W = 1, Total = 5 Canadian Institutes of Health Research grant. Pharma supplied medicines

Risk of bias

Gilron 2005 (Continued)

Bias	Authors' judgement	Support for judgement
Random sequence generation (selection bias)	Low risk	Balanced Latin-square cross-over design
Allocation concealment (selection bias)	Low risk	"concealed allocation schedule" prepared remotely
Blinding (performance bias and detection bias) All outcomes	Low risk	"identical appearing blue and grey capsules in accord with a double-dummy design"
Incomplete outcome data (attrition bias) Efficacy	Unclear risk	Imputation not mentioned
Size Efficacy	High risk	< 50 participants per treatment arm (data available 40-44 completing a given treatment)

Gilron 2009

Methods	Randomised, double-blind, placebo-controlled 3-period cross-over, no enrichment. No imputation method mentioned Titration to target doses or limit of tolerability over 24 days, then stable dose for 1 week, and tapered dose for 1 week (6 weeks in total); 6-day washout and cross-over to next treatment
Participants	PDN and PHN. Pain \geq moderate for 6 months N = 56 Median age 64 years, 40% women Initial mean pain score 5.4/10
Interventions	Gabapentin 3600 mg daily (max) Nortriptyline 100 mg daily (max) Gabapentin plus nortriptyline 3600 mg/100 mg daily (max) Mean (SE) maximum tolerated doses: gabapentin alone 2433 ± 106 mg, nortriptyline alone 62 ± 3.6 mg, gabapentin + nortriptyline $2180 \pm 108 + 50 \pm 3.5$ mg
Outcomes	Pain relief (mean) Withdrawals Adverse events
Notes	Oxford Quality Score: R = 2, DB = 2, W = 1, Total = 5 Canadian Institutes of Health Research grant. Study drugs from pharma

Risk of bias

Bias	Authors' judgement	Support for judgement
------	--------------------	-----------------------

Gabapentin for chronic neuropathic pain in adults (Review)

Gilron 2009 (Continued)

Random sequence generation (selection bias)	Low risk	Balanced Latin-square cross-over design
Allocation concealment (selection bias)	Low risk	"concealed allocation"
Blinding (performance bias and detection bias) All outcomes	Low risk	"double dummy"
Incomplete outcome data (attrition bias) Efficacy	Unclear risk	Imputation not mentioned
Size Efficacy	High risk	Reporting on < 50 completing 2 periods

Gong 2008

Methods	<p>Multicentre, randomised, double-blind, placebo-controlled, parallel groups. No enrichment or imputation method mentioned</p> <p>Forced titration from 300 mg daily to 1800 mg daily over 8 days, then stable dose to 6 weeks</p>	
Participants	<p>PHN</p> <p>N = 231</p> <p>Mean age 66 years (± 12), 43% women</p> <p>Mean baseline PI: 6.2/10 (± 1.3)</p>	
Interventions	<p>Gabapentin 1800 mg daily, n = 109</p> <p>Placebo, n = 106</p> <p>Rescue medication: 2 x 100 mg tramadol if required 3 days after reaching maximum dose of gabapentin</p>	
Outcomes	<p>$\geq 25\%$ and $\geq 50\%$ pain relief</p> <p>PGIC ("mild effective" and "excellent")</p> <p>Sleep</p> <p>Quality of life</p> <p>Adverse events</p>	
Notes	<p>Oxford Quality Score: R = 1, DB = 2, W = 0, Total = 4</p> <p>Unknown funding</p>	

Risk of bias

Bias	Authors' judgement	Support for judgement
Random sequence generation (selection bias)	Unclear risk	Not adequately described. "Patients were randomised to different groups according to their recruitment order", but then refers to "pre-determined code"

Gong 2008 (Continued)

Allocation concealment (selection bias)	Unclear risk	Not adequately described. "Researchers allocated the treatments according to the pre-determined code"
Blinding (performance bias and detection bias) All outcomes	Low risk	"Identical-appearing capsules containing placebo were used to blind the patients"
Incomplete outcome data (attrition bias) Efficacy	High risk	Withdrawals (7%) and reasons for withdrawal not given per treatment group. No information about how data from withdrawals contributed to analyses
Size Efficacy	Unclear risk	50-199 participants per treatment arm (106, 109)

Gordh 2008

Methods	Multicentre, randomised, double-blind, placebo-controlled, cross-over, not enriched. No imputation method mentioned Titration over 2 weeks from 300 mg to maximum pain relief at a tolerable dose or 2400 mg daily, then stable dose for 3 weeks (5 weeks total); 3-week washout, then cross-over	
Participants	Peripheral nerve injury with pain \geq 6 months. PI at randomisation $> 30/100$ N = 120 (efficacy analysis based on 98 who completed both treatment periods) Mean age 49 years, 53% women Initial pain intensity 53/100	
Interventions	Gabapentin 2400 mg daily (max) Placebo Mean daily dose of gabapentin 2243 mg \pm 402 mg Paracetamol \pm codeine and dextropropoxyphene permitted as rescue medication Analgesics and NSAIDs used by \sim 50% during study	
Outcomes	\geq 50% pain relief (weekly mean pain score) \geq 30% pain relief Marked pain relief (5-point scale) Marked or moderate pain relief (5-point scale) Adverse events Withdrawals	
Notes	Oxford Quality Score: R = 2, DB = 2, W = 1, Total = 5 Sponsored by Parke-Davis AB, later Pfizer AB	

Risk of bias

Bias	Authors' judgement	Support for judgement
------	--------------------	-----------------------

Gabapentin for chronic neuropathic pain in adults (Review)

Gordh 2008 (Continued)

Random sequence generation (selection bias)	Low risk	Randomisation list was generated by the Clinical Pharmaceutical Operation Center in Freiburg
Allocation concealment (selection bias)	Low risk	Central, remote allocation, "sealed code envelope"
Blinding (performance bias and detection bias) All outcomes	Low risk	"capsules that were identical in appearance"
Incomplete outcome data (attrition bias) Efficacy	Unclear risk	Imputation not mentioned
Size Efficacy	Unclear risk	50-200 participants per treatment arm (98 completed both periods and included in efficacy analysis)

Gorson 1999

Methods	Randomised, double-blind, placebo-controlled, cross-over, not enriched. No imputation method mentioned Titration over 3 days to 900 mg, then fixed dose for remainder of 6-week period; 3 week washout, then cross-over	
Participants	PDN 1-5 years, pain \geq moderate for over 3 months. Pain intensity at randomisation \geq 40/100 N = 40 Mean age 62 years, 23% women Initial pain intensity not reported	
Interventions	Gabapentin 900 mg, n = 19 (first phase) Placebo, n = 21 (first phase) Medication for diabetes control remained stable during study. Stable doses of NSAID or narcotics allowed	
Outcomes	Pain relief at end of treatment (4-point global score) moderate or excellent Adverse events	
Notes	Oxford Quality Score: R = 1, DB = 1, W = 0, Total = 3 Sponsored by Warner Lambert/Parke-Davis Note: no separate data for first period, small group sizes, non standard global scale	

Risk of bias

Bias	Authors' judgement	Support for judgement
Random sequence generation (selection bias)	Unclear risk	Not reported

Gorson 1999 (Continued)

Allocation concealment (selection bias)	Unclear risk	Not reported
Blinding (performance bias and detection bias) All outcomes	Unclear risk	Not reported
Incomplete outcome data (attrition bias) Efficacy	Unclear risk	Imputation not mentioned
Size Efficacy	High risk	< 50 participants per treatment arm (19, 21)

Hahn 2004

Methods	Randomised, double-blind, placebo-controlled, parallel groups, not enriched. No imputation method mentioned Titration over 2 weeks to adequate pain relief or 2400 mg daily, then stable dose for 2 weeks (4 weeks in total)
Participants	Painful HIV sensory neuropathy by standard definitions. Pain at any level including mild pain at randomisation N = 26 Mean age 45 years, 23% women Initial mean pain score 4.9/10 (lower limit of range 1.5)
Interventions	Gabapentin 2400 mg daily (max), n = 15 (10 participants took max dose) Placebo, n = 11
Outcomes	No dichotomous efficacy data Adverse events Withdrawals
Notes	Oxford Quality Score: R = 2, DB = 2, W = 1, Total = 5 Pfizer grant

Risk of bias

Bias	Authors' judgement	Support for judgement
Random sequence generation (selection bias)	Low risk	"Randomisation was performed by producing a randomisation schedule that assigned each patient to GBP or a matching placebo"
Allocation concealment (selection bias)	Low risk	Remote allocation
Blinding (performance bias and detection bias)	Low risk	"identically appearing capsules"

Hahn 2004 (Continued)

All outcomes

Incomplete outcome data (attrition bias) Efficacy	Unclear risk	Imputation not mentioned
Size Efficacy	High risk	< 50 participants per treatment arm (11, 15)

Harden 2013

Methods	Randomised, double blind, cross-over, dose-comparison. Two 4-week treatments plus 4 day washout	
Participants	PHN for at least 3 months after rash healing, with inadequate response to gabapentin 1800 mg daily, but no response to either gabapentin or pregabalin N = 93 Mean age 63 years, 39% women Mean baseline pain 6/10	
Interventions	Gabapentin encarbil at two different dose ranges	
Outcomes	≥ 50% and ≥ 30% pain reduction at end of treatment periods Adverse events	
Notes	Oxford Quality Score: R = 2, DB = 1, W = 1, Total = 5	

Risk of bias

Bias	Authors' judgement	Support for judgement
Random sequence generation (selection bias)	Low risk	Computer generated
Allocation concealment (selection bias)	Low risk	Remote allocation
Blinding (performance bias and detection bias) All outcomes	Unclear risk	No details
Incomplete outcome data (attrition bias) Efficacy	Unclear risk	LOCF imputation
Size Efficacy	Unclear risk	50-200 participants per treatment arm (93)

Irving 2009

Methods	Multicentre, randomised, double-blind, placebo-controlled, parallel groups, partial enrichment, LOCF, extended-release formulation	
---------	--	--

Irving 2009 (Continued)

Gradual titration to 1800 mg over 2 weeks, then stable for 2 weeks (4 weeks in total)

Participants	PHN. Pain > 3 months after healing of skin rash, PI at randomisation $\geq 4/10$ N = 158, mean age 70 years, 53% women Initial average daily pain score 6.5/10
Interventions	Gabapentin ER 1800 mg daily, n = 55 Gabapentin ER 1800 mg daily in split doses, n = 52 Placebo, n = 51 Rescue with paracetamol up to 4000 mg daily, or paracetamol plus hydrocodone 500 mg/5 mg up to 8 tablets daily
Outcomes	$\geq 50\%$ reduction in pain score $\geq 30\%$ reduction in pain score PGIC much or very much improved Adverse events Withdrawals
Notes	Oxford Quality Score: R = 2, DB = 2, W = 1, Total = 5 Sponsored by Depomed

Risk of bias

Bias	Authors' judgement	Support for judgement
Random sequence generation (selection bias)	Low risk	Computer-generated list
Allocation concealment (selection bias)	Unclear risk	Not described
Blinding (performance bias and detection bias) All outcomes	Low risk	Double-dummy method
Incomplete outcome data (attrition bias) Efficacy	Unclear risk	LOCF
Size Efficacy	Unclear risk	50-200 participants per treatment arm (51-55)

Levendoglu 2004

Methods	Randomised, double-blind, placebo-controlled, cross-over, not enriched. No imputation method mentioned Titration to limit of tolerability or maximum of 3600 mg over 4 weeks, then stable dose for remainder of 8-week period; 2-week washout then cross-over
---------	--

Levendoglu 2004 (Continued)

Participants	Complete traumatic SCI at lumbar or thoracic level. Pain duration before treatment ≥ 6 months, PI at randomisation $> 4/10$ N = 20 Mean age 36 years, 35% women Initial average daily pain 9/10
Interventions	Gabapentin 3600 mg daily (max) Placebo Mean max tolerated dose of gabapentin 2850 ± 751 mg No concurrent analgesics allowed
Outcomes	Pain reduction (mean data only) Adverse events Withdrawals
Notes	Oxford Quality Score: R = 1, DB = 2, W = 1, Total = 4 No funding

Risk of bias

Bias	Authors' judgement	Support for judgement
Random sequence generation (selection bias)	Unclear risk	Not reported
Allocation concealment (selection bias)	Unclear risk	Not reported
Blinding (performance bias and detection bias) All outcomes	Low risk	"identically appearing capsules"
Incomplete outcome data (attrition bias) Efficacy	Unclear risk	Imputation not mentioned
Size Efficacy	High risk	< 50 participants per treatment arm (20)

Mishra 2012

Methods	Randomised, double-blind, active- and placebo-controlled, parallel groups. Not enriched. No imputation method mentioned Three active treatments, with low starting dose and increases at start of weeks 2 and 3. Total duration 4 weeks Gabapentin 900 mg daily (divided x 2) increasing to 1800 mg daily (divided x 3) Pregabalin 150 mg daily (divided x 2) increasing to 600 mg daily (divided x 2)
---------	---

Gabapentin for chronic neuropathic pain in adults (Review)

Mishra 2012 (Continued)

Amitriptyline 50 mg/d increasing to 100 mg/d at bedtime

Participants	Cancer with neuropathic pain N = 120 Age and sex distribution not reported Baseline pain 7.6/10
Interventions	Gabapentin 1800 mg daily, n = 30 Pregabalin 600 mg daily, n = 30 Amitriptyline 100 mg daily, n = 30 Placebo, n = 30
Outcomes	Mean changes for pain functional capacity and opioid sparing
Notes	Oxford Quality Score: R = 2, DB = 1, W = 0, Total = 3 Funding from Institute Research Grant of All India Institute of Medical Sciences

Risk of bias

Bias	Authors' judgement	Support for judgement
Random sequence generation (selection bias)	Low risk	Computerised random list
Allocation concealment (selection bias)	Unclear risk	Not reported
Blinding (performance bias and detection bias) All outcomes	Unclear risk	All drugs encapsulated, but no mention of equal numbers and regimen or double-dummy method
Incomplete outcome data (attrition bias) Efficacy	Unclear risk	Imputation not mentioned
Size Efficacy	High risk	< 50 participants per treatment arm (30)

Morello 1999

Methods	Randomised, double-blind, placebo-controlled, cross-over, not enriched. No imputation method mentioned Titration over 2 days and adjusted thereafter until adequate pain relief obtained or limit of tolerability to maximum 1800 mg gabapentin or 75 mg amitriptyline daily, then stable dose for remainder of 6-week period; 1-week washout, then cross-over
Participants	PDN. Pain duration > 3 months before treatment, no initial PI at inclusion N = 25 (19 completed 6 weeks with both study drugs) Mean age 60 years, 4% women

Gabapentin for chronic neuropathic pain in adults (Review)

Morello 1999 (Continued)

	Initial pain intensity mild/moderate
Interventions	Gabapentin 1800 mg daily (max) Amitriptyline 75 mg daily (max) Paracetamol allowed as rescue medication (max 1300 mg daily)
Outcomes	Pain relief at end of treatment (6-point global score), complete or a lot Pain relief at end of treatment (6-point global score), at least moderate Adverse events Withdrawal
Notes	Oxford Quality Score: R = 1, DB = 2, W = 1, Total = 4 No funding mentioned Note: no separate data for first period, small group sizes, non standard global scale

Risk of bias

Bias	Authors' judgement	Support for judgement
Random sequence generation (selection bias)	Unclear risk	Not reported
Allocation concealment (selection bias)	Unclear risk	Not reported (all except clinical research pharmacist remained blinded until study termination)
Blinding (performance bias and detection bias) All outcomes	Low risk	"all capsules were identical in taste, color, size, and shape"
Incomplete outcome data (attrition bias) Efficacy	Unclear risk	Imputation not mentioned
Size Efficacy	High risk	< 50 participants per treatment arm (25 randomised, 19 completed both periods)

NCT00475904

Methods	Randomised, double-blind, double-dummy, placebo-controlled, parallel groups, 4 weeks, not enriched
Participants	PHN ≥ 3 months after healing of rash. Age ≥ 18 years N = 360 Mean age 53 years, 38% women
Interventions	Gabapentin 1800 mg daily, n = 144 Topical cream with amitriptyline and ketamine, n = 140 Placebo for oral and topical cream, n = 76

Gabapentin for chronic neuropathic pain in adults (Review)

NCT00475904 (Continued)

Outcomes	Mean reduction in PI from baseline	
Notes	Oxford Quality Score: R = 1, DB = 2, W = 1, Total = 4	
<i>Risk of bias</i>		
Bias	Authors' judgement	Support for judgement
Random sequence generation (selection bias)	Unclear risk	Not reported
Allocation concealment (selection bias)	Unclear risk	Not reported
Blinding (performance bias and detection bias) All outcomes	Low risk	Double-dummy method
Incomplete outcome data (attrition bias) Efficacy	Unclear risk	LOCF imputation
Size Efficacy	Unclear risk	50-200 participants per treatment arm (76 to 144)

NCT00904202

Methods	Randomised, double-blinded, double-dummy, parallel groups, not enriched. Forced titration over 1 week Duration of treatment: 5 weeks	
Participants	Various peripheral neuropathic pain conditions (diagnosis of: PHN, PDN, CRPS, carpal tunnel syndrome, HIV neuropathy, idiopathic sensory neuropathy, other peripheral neuropathy). Age ≥ 18 years N = 62 Age not reported, % women not reported Baseline PI 4/10	
Interventions	Gabapentin titrated to 1800 mg daily over first week + placebo patch, n = 16 Lidocaine patch 5% (up to 4 patches) applied once daily + placebo capsules, n = 14 Gabapentin 1800 mg + lidocaine 5% patch daily, n = 16 Placebo capsules + placebo patch, n = 16	
Outcomes	Average daily pain intensity (BPS questions 3, 4, 5, 6) PGIC Patient satisfaction Percent pain relief (BPI question 8) Adverse events, dermal assessment	

Gabapentin for chronic neuropathic pain in adults (Review)

NCT00904202 (Continued)

Notes Oxford Quality Score: R = 1, DB = 2, W = 1, Total = 4 (from synopsis)
Endo Pharmaceuticals

Risk of bias

Bias	Authors' judgement	Support for judgement
Random sequence generation (selection bias)	Unclear risk	Method of sequence generation not reported
Allocation concealment (selection bias)	Unclear risk	Method not reported
Blinding (performance bias and detection bias) All outcomes	Low risk	Double-dummy method
Incomplete outcome data (attrition bias) Efficacy	High risk	2 participants did not provide efficacy data (1 lidocaine, 1 placebo). LOCF for early discontinuation. All outcomes not reported (synopsis)
Size Efficacy	High risk	< 50 participants per treatment arm (14-16)

Perez 2000

Methods	Randomised, double-blind, placebo-controlled, parallel groups, not obviously enriched. No imputation method mentioned Dose adjusted on successive visits to clinic, "based on clinical symptoms", to a maximum of 1200 mg daily (12 weeks total)
Participants	PDN. Conventional treatment unsuccessful. PI \geq 60/100 at randomisation N = 32 Mean age 54 years, 53% women
Interventions	Gabapentin 1200 mg daily (max), n = 17 Placebo, n = 15 All participants continued with non-opioid analgesia
Outcomes	\geq 50% pain reduction
Notes	Oxford Quality Score: R = 1, DB = 1, W = 0, Total = 2 No funding mentioned Published as letter, some details confirmed by correspondence

Risk of bias

Bias	Authors' judgement	Support for judgement
------	--------------------	-----------------------

Perez 2000 (Continued)

Random sequence generation (selection bias)	Unclear risk	Not reported
Allocation concealment (selection bias)	Unclear risk	Not reported
Blinding (performance bias and detection bias) All outcomes	Unclear risk	Not reported
Incomplete outcome data (attrition bias) Efficacy	Unclear risk	Imputation not mentioned
Size Efficacy	High risk	< 50 participants per treatment arm (15, 17)

Rao 2007

Methods	Randomised, double-blind, placebo-controlled, cross-over, not enriched. Missing data handled in a number of ways, and results presented without imputation Titration over 3 weeks to limit of tolerability or 2700 mg daily, then stable dose for 3 weeks (6 weeks total); then 2-week weaning-off and washout, and cross-over	
Participants	Chemotherapy-induced peripheral neuropathy lasting ≥ 1 month. PI at randomisation $\geq 4/10$ N = 115 Mean age 59 years, 73% women Initial average daily pain 4/10	
Interventions	Gabapentin 2700 mg daily (max) Placebo Usual cancer therapy continued	
Outcomes	No dichotomous data Adverse events Withdrawals	
Notes	Oxford Quality Score: R = 1, DB = 2, W = 1, Total = 4 No funding mentioned	

Risk of bias

Bias	Authors' judgement	Support for judgement
Random sequence generation (selection bias)	Unclear risk	Not reported

Rao 2007 (Continued)

Allocation concealment (selection bias)	Unclear risk	Not described
Blinding (performance bias and detection bias) All outcomes	Low risk	"identical placebo capsules"
Incomplete outcome data (attrition bias) Efficacy	Low risk	Results presented without imputation
Size Efficacy	Unclear risk	50-200 participants per treatment arm (115)

Rauck 2013a

Methods	Randomised, double-blind (double-dummy), placebo- and active-controlled, parallel groups, not enriched. Screening 4 weeks, baseline 1 week, up titration 1 week, maintenance 12 weeks, down titration 1 week	
Participants	PDN. Pain \geq 6 months, \geq 18 years, PI \geq 4/10 N = 421 Mean age 59 years, 41% women Baseline PI 6.5/10	
Interventions	Gabapentin encarbil 1200 mg daily, n = 62 Gabapentin encarbil 2400 mg daily, n = 56 Gabapentin encarbil 3600 mg daily, n 117 Pregabalin 300 mg daily, n = 66 Placebo, n = 120	
Outcomes	Pain intensity reduction of at least 50% and at least 30% end of maintenance over baseline Adverse events	
Notes	Oxford Quality Score: R = 2, DB = 2, W = 1, Total = 5 GSK sponsored	

Risk of bias

Bias	Authors' judgement	Support for judgement
Random sequence generation (selection bias)	Low risk	Computer generated
Allocation concealment (selection bias)	Low risk	Third party pharmacist
Blinding (performance bias and detection bias)	Low risk	Double-dummy method

Gabapentin for chronic neuropathic pain in adults (Review)

Rauck 2013a (Continued)

All outcomes

Incomplete outcome data (attrition bias) Efficacy	Unclear risk	LOCF imputation
Size Efficacy	Unclear risk	50-200 participants per treatment arm

Rauck 2013b

Methods	Randomised, double-blind, placebo-controlled, parallel groups, not enriched. Both LOCF and BOCF imputation methods used in analyses Intrathecal drug delivery system implanted and filled with saline until randomisation. Fixed dose of gabapentin (1 mg, 6 mg or 30 mg/d) or placebo for 22 days, followed by 7-day taper	
Participants	Chronic intractable pain below neck for ≥ 1 year (86% classified as neuropathic or mixed). PI at screening 5/10 N = 170 Mean age 50 years, 58% women Baseline PI $\geq 7.5/10$	
Interventions	Gabapentin injection 1 mg, 6 mg, 30 mg daily, n = 42, 41, 43 respectively Placebo (saline) injection, n = 44	
Outcomes	Pain intensity reduction Adverse events Withdrawals	
Notes	Oxford Quality Score: R = 1, DB = 2, W = 1, Total = 4 Medtronic	

Risk of bias

Bias	Authors' judgement	Support for judgement
Random sequence generation (selection bias)	Unclear risk	Not reported
Allocation concealment (selection bias)	Low risk	"coded drug syringe labels, stored in sealed, sequentially numbered randomization envelopes". Pharmacist took next sequential envelope, prepared assigned drug, and attached coded label before sending to clinic
Blinding (performance bias and detection bias) All outcomes	Low risk	Both treatments were clear liquids. Saline (placebo) "seemed identical to gabapentin"
Incomplete outcome data (attrition bias) Efficacy	Low risk	BOCF analysis reported alongside LOCF

Gabapentin for chronic neuropathic pain in adults (Review)

Rauck 2013b (Continued)

Size Efficacy	High risk	< 50 participants per treatment group (41-44)
------------------	-----------	---

Rice 2001

Methods	Multicentre, randomised, double-blind, placebo-controlled, parallel groups, partial enrichment, LOCF 4-day forced titration, then further titration over 2 weeks to target dose, and stable dose for 4 weeks (7 weeks in total). Participants unable to tolerate dosing regimen were withdrawn	
Participants	PHN. Pain > 3 months after healing of rash, PI \geq 40/100 at randomisation N = 334 Median age 75 years, 59% women Initial average daily pain 6.5/10	
Interventions	Gabapentin 1800 mg daily, n = 115 Gabapentin 2400 mg daily, n = 108 Placebo, n = 111	
Outcomes	\geq 50% reduction in mean pain score PGIC much or very much improved PGIC much and very much improved (CTR) Adverse events Withdrawals	
Notes	Oxford Quality Score: R = 2, DB = 2, W = 1, Total = 5 Pfizer sponsored	

Risk of bias

Bias	Authors' judgement	Support for judgement
Random sequence generation (selection bias)	Low risk	"computer generated randomisation list"
Allocation concealment (selection bias)	Low risk	List held securely and released only after study completion
Blinding (performance bias and detection bias) All outcomes	Low risk	"identical-appearing capsules"
Incomplete outcome data (attrition bias) Efficacy	Unclear risk	LOCF imputation
Size Efficacy	Unclear risk	50-200 participants per treatment arm (108-115)

Gabapentin for chronic neuropathic pain in adults (Review)

Rintala 2007

Methods	<p>Randomised, double-blind, placebo-controlled, 3-way cross-over, not enriched. No imputation method mentioned</p> <p>Titration over 4 weeks to pain control, limit of tolerability, or maximum amitriptyline 150 mg daily, gabapentin 3600 mg daily, then stable dose for remainder of 8-week period; 1-week washout then cross-over</p> <p>Analysis for completers only</p>
Participants	<p>SCI at any level and degree of completeness. Pain duration before treatment > 6 months, PI at randomisation > 5/10</p> <p>N = 38, only 22 participants completed all 3 cross-overs</p> <p>Mean age 43 years, 9% women</p> <p>Initial pain intensity 5.6/10</p>
Interventions	<p>Amitriptyline 150 mg daily (max)</p> <p>Gabapentin 3600 mg daily (max)</p> <p>Placebo (diphenhydramine) 75 mg daily</p> <p>Oxycodone + paracetamol 5/325 mg (max 8 tablets daily) allowed for rescue medication</p>
Outcomes	<p>No dichotomous data for efficacy or harm</p> <p>Withdrawals</p>
Notes	<p>Oxford Quality Score: R = 2, DB = 2, W = 1, Total = 5</p> <p>Department of Veterans Affairs grant</p>

Risk of bias

Bias	Authors' judgement	Support for judgement
Random sequence generation (selection bias)	Low risk	"table of random numbers"
Allocation concealment (selection bias)	Low risk	Prepared, packaged and labelled by remote, commercial compounding pharmacy
Blinding (performance bias and detection bias) All outcomes	Low risk	"identical capsules"
Incomplete outcome data (attrition bias) Efficacy	High risk	Completers only
Size Efficacy	High risk	< 50 participants per treatment arm (38 randomised, 22 completed 3 phases)

Rowbotham 1998

Methods	Multicentre, randomised, double-blind, placebo-controlled, parallel groups, no enrichment, LOCF 4-week titration to maximum tolerated dose, or 3600 mg then stable dose for 4 weeks (8 weeks in total)
Participants	PHN. Pain > 3 months after healing of rash, PI at randomisation $\geq 40/100$ N = 229 Median age 73 years, 48% women Initial average daily pain 6.4/10
Interventions	Gabapentin 3600 mg daily (max), n = 113; (83% had ≥ 2400 mg daily) Placebo, n = 116
Outcomes	PGIC moderate or much improved PGIC CTR moderate and much improved No change in pain SF36 and QoL Adverse events Withdrawals
Notes	Oxford Quality Score: R = 1, DB = 2, W = 1, Total = 3 Parke-Davies sponsored

Risk of bias

Bias	Authors' judgement	Support for judgement
Random sequence generation (selection bias)	Unclear risk	Not reported
Allocation concealment (selection bias)	Low risk	"subject-specific bottles based on randomisation schedule"
Blinding (performance bias and detection bias) All outcomes	Low risk	"identically appearing capsules"
Incomplete outcome data (attrition bias) Efficacy	Unclear risk	LOCF imputation
Size Efficacy	Unclear risk	50-200 participants per treatment arm (113, 116)

Sandercock 2012

Methods	Randomised, double-blind, placebo-controlled, parallel groups, no obvious enrichment Gabapentin titrated over 2 weeks to 3000 mg daily, then stable dose for 2 weeks (4 weeks total)
---------	---

Gabapentin for chronic neuropathic pain in adults (Review)

Sandercock 2012 (Continued)

Participants	PDN. PI at randomisation $\geq 4/10$ N = 147 Mean age 59 years, 45% women Initial PI 6.8/10
Interventions	Gabapentin ER, 3000 mg daily (as single dose), n = 46 Gabapentin ER, 3000 mg daily (as divided dose), n = 50 Placebo, n = 51
Outcomes	$\geq 50\%$ decrease in average daily pain PGIC much or very much improved Adverse events Withdrawals
Notes	Oxford Quality Score: R = 1, DB = 2, W = 1, Total = 4 No obvious funding, but one author from what may be a pharmaceutical company Full publication of study previously partially published as letter (Sandercock 2009)

Risk of bias

Bias	Authors' judgement	Support for judgement
Random sequence generation (selection bias)	Unclear risk	Not reported
Allocation concealment (selection bias)	Unclear risk	Not described
Blinding (performance bias and detection bias) All outcomes	Unclear risk	"All patients received an appropriate combination of active and placebo tablets to achieve the required dosing and maintain the study blind - implies active and placebo were indistinguishable"
Incomplete outcome data (attrition bias) Efficacy	Low risk	BOFC analysis provided for primary outcome
Size Efficacy	High risk	< 50 participants per treatment arm (46-51)

Sang 2013

Methods	Multicentre, randomised, double-blind, placebo-controlled, parallel groups, partial enrichment, BOCF 2-week titration to maximum tolerated dose, or 3600 mg then stable dose for 8 weeks (10 weeks in total), then 1 week taper
Participants	PHN. Pain > 6 months and < 5 years after healing of rash, PI at randomisation $\geq 40/100$ N = 452

Gabapentin for chronic neuropathic pain in adults (Review)

Sang 2013 (Continued)

Mean age 65 years, 63% women

Initial average daily pain 6.5/10

Interventions	Gabapentin ER, 1800 mg daily (as single dose), n = 221 Placebo, n = 231
Outcomes	≥ 50% reduction in pain
Notes	Oxford Quality Score: R = 2, DB = 2, W = 1, Total = 5 Supported by Depomed Inc

Risk of bias

Bias	Authors' judgement	Support for judgement
Random sequence generation (selection bias)	Low risk	"electronic randomization scheme that was stratified by site"
Allocation concealment (selection bias)	Unclear risk	Not described
Blinding (performance bias and detection bias) All outcomes	Low risk	"matched placebo"
Incomplete outcome data (attrition bias) Efficacy	Low risk	BOCF for primary endpoint
Size Efficacy	Low risk	> 200 participants per treatment group (221, 231)

Serpell 2002

Methods	Multicentre, randomised, double-blind, placebo-controlled, parallel groups, partial enrichment. No imputation method mentioned. Participants withdrawing due to lack of efficacy were defined as non-responders (n = 6), but treatment of substantial AE withdrawals (n = 49) and all-cause withdrawals (n = 73) not reported Titration over 5 weeks from 900 mg daily until pain controlled, or to maximum of 2400 mg daily, then fixed dose (8 weeks in total)
Participants	Mixed neuropathic pain, most common conditions were CRPS (28%), PHN (14%). PI at randomisation ≥ 4/10 Excluded: individuals who had previously failed to respond to gabapentin at ≥ 900 mg daily, or had experienced intolerable side effects at any dose N = 305 Median age 57 years, 53% women Initial mean pain score 7.2/10
Interventions	Gabapentin 2400 mg daily (max), n = 153

Gabapentin for chronic neuropathic pain in adults (Review)

Serpell 2002 (Continued)

	Placebo, n = 152 101 took 2400 mg, 189 took 1800 mg, 27 took 900 mg Stable antidepressant therapy and NSAID/opioid therapy for other conditions allowed Paracetamol 500 mg/codeine 30 mg or paracetamol 500 mg (max 8 tablets daily) allowed as rescue medication
Outcomes	≥ 50% reduction in pain PGIC much or very much improved PGIC much improved and very much improved (CTR) Adverse events Withdrawals
Notes	Oxford Quality Score: R = 2, DB = 2, W = 1, Total = 5 Parke-Davies sponsored

Risk of bias

Bias	Authors' judgement	Support for judgement
Random sequence generation (selection bias)	Low risk	Computer-generated randomisation list
Allocation concealment (selection bias)	Low risk	Randomisation list centrally held - remote allocation
Blinding (performance bias and detection bias) All outcomes	Low risk	"identical capsules"
Incomplete outcome data (attrition bias) Efficacy	Unclear risk	Imputation not mentioned
Size Efficacy	Unclear risk	50-200 participants per treatment arm (152, 153)

Simpson 2001

Methods	Randomised, double-blind, placebo-controlled, parallel groups, not obviously enriched (part 1 of study only) Titration over 4 weeks to maximum tolerated dose, then stable dose for 4 weeks (8 weeks in total)
Participants	PDN. Pain duration > 3 months before treatment, PI ≥ 40/100 at randomisation N = 60 Mean age 50 years, 40% women Initial pain score 6.5/10

Simpson 2001 (Continued)

Interventions	Gabapentin 3600 mg daily (max), n = 30 Placebo, n = 30
Outcomes	PGIC moderate or much improved Adverse events Withdrawals
Notes	Oxford Quality Score: R = 1, DB = 1, W = 1, Total = 3 No funding mentioned

Risk of bias

Bias	Authors' judgement	Support for judgement
Random sequence generation (selection bias)	Unclear risk	Not reported
Allocation concealment (selection bias)	Unclear risk	Not reported
Blinding (performance bias and detection bias) All outcomes	Unclear risk	Not reported
Incomplete outcome data (attrition bias) Efficacy	Unclear risk	Imputation not mentioned
Size Efficacy	High risk	< 50 participants per treatment arm (30)

Smith 2005

Methods	Randomised, double-blind, placebo-controlled, cross-over, no enrichment. No imputation method mentioned Titration in 300 mg increments every 2-3 days until pain intensity of 0 or uncomfortable side effects, or maximum 3600 mg daily, then stable dose for remainder of 6-week treatment period, followed by titration off medication in week 7; 5-week washout, then cross-over
Participants	Phantom limb pain and residual limb pain. Time since amputation \geq 6 months, PI before randomisation > 3/10 N = 24 Mean age 52 years, 25% women Initial pain intensity 4.4/10
Interventions	Gabapentin 3600 mg daily (max), (19/24 took max dose) Placebo

Smith 2005 (Continued)

Outcomes	Meaningful decrease in pain (5-point scale)
Notes	Oxford Quality Score: R = 2, DB = 2, W = 0, Total = 4 No funding mentioned

Risk of bias

Bias	Authors' judgement	Support for judgement
Random sequence generation (selection bias)	Low risk	Computer-generated random numbers
Allocation concealment (selection bias)	Unclear risk	Not described
Blinding (performance bias and detection bias) All outcomes	Low risk	"capsules that were identical in appearance"
Incomplete outcome data (attrition bias) Efficacy	Unclear risk	Imputation not mentioned
Size Efficacy	High risk	< 50 participants per treatment arm (24)

Tai 2002

Methods	Randomised, double-blind, placebo-controlled, cross-over, no enrichment. No imputation method mentioned Titration to limit of tolerability or maximum 1800 mg over 3 weeks, then stable for remainder of 4-week period; 2-week washout then cross-over
Participants	Traumatic spinal cord injury > 30 days. PI before treatment > 4/10 N = 14 (7 participants with data) Age 27-48 years, 1/7 women
Interventions	Gabapentin 1800 mg daily (max) Placebo NSAID, TCA and narcotics allowed for rescue medication as needed
Outcomes	Withdrawals
Notes	Oxford Quality Score: R = 2, DB = 2, W = 1, Total = 5 Grants from American Academy of Physical Medicine and Rehabilitation and Eastern Paralyzed Veterans Association

Risk of bias

Bias	Authors' judgement	Support for judgement
------	--------------------	-----------------------

Gabapentin for chronic neuropathic pain in adults (Review)

Tai 2002 (Continued)

Random sequence generation (selection bias)	Low risk	Random distribution table
Allocation concealment (selection bias)	Unclear risk	Not reported
Blinding (performance bias and detection bias) All outcomes	Low risk	Capsules with "identical shape and colour"
Incomplete outcome data (attrition bias) Efficacy	Unclear risk	Imputation not mentioned
Size Efficacy	High risk	< 50 participants per treatment arm (7/14 with data)

Wallace 2010

Methods	Randomised, double-blind, placebo-controlled, parallel groups, partial enrichment, with exclusion of participants known not to respond to gabapentin or pregabalin, or who experienced dose-limiting adverse events with gabapentin Gabapentin extended-release given in fixed doses of 1800 mg, either as a single morning dose, or divided between 600 mg morning plus 1200 mg evening. No titration. Total duration 10 weeks	
Participants	PHN. Pain at least 3 months after healing of acute herpes zoster skin rash. Initial pain $\geq 4/10$ N = 405 Mean age 66 years, 52% women Mean initial pain 6.5/10	
Interventions	Gabapentin ER 1800 mg daily, n = 272 Placebo, n = 133	
Outcomes	A range of pain measures were used, but main results reported on numeric 0-10 rating scale, as well as PGIC Adverse events Withdrawals	
Notes	Oxford Quality Score: R = 1, DB = 2, W = 1, Total = 4 Sponsored by Depomed	

Risk of bias

Bias	Authors' judgement	Support for judgement
Random sequence generation (selection bias)	Unclear risk	Not reported

Wallace 2010 (Continued)

Allocation concealment (selection bias)	Low risk	Use of blinded medication carton
Blinding (performance bias and detection bias) All outcomes	Low risk	Identical blister packs
Incomplete outcome data (attrition bias) Efficacy	Low risk	BOCF used for main results, with LOCF also
Size Efficacy	Unclear risk	50-200 per treatment arm (133, 272)

Zhang 2013

Methods	Randomised, double-blind, placebo-controlled, parallel groups. Screening 4 weeks, baseline 1 week, up titration 1 week, maintenance 12 weeks, down titration 1 week	
Participants	PHN ≥ 3 months after healing of rash, PI ≥ 4/10, age ≥ 18 years N = 371 Mean age 62 years, 48% women Baseline PI 6/10	
Interventions	Gabapentin encarbil 1200 mg daily, n = 107 Gabapentin encarbil 2400 mg daily, n = 82 Gabapentin encarbil 3600 mg daily, n = 87 Placebo, n = 95	
Outcomes	At least 50% and at least 30% pain intensity reduction by end of maintenance over baseline PGIC much or very much improved Adverse events	
Notes	Oxford Quality Score: R = 2, DB = 2, W = 1, Total = 5 Sponsored by GSK XenoPort	

Risk of bias

Bias	Authors' judgement	Support for judgement
Random sequence generation (selection bias)	Low risk	Computer generated
Allocation concealment (selection bias)	Low risk	Interactive voice-response system
Blinding (performance bias and detection bias)	Low risk	Matching placebo

Gabapentin for chronic neuropathic pain in adults (Review)

Zhang 2013 (Continued)

All outcomes

Incomplete outcome data (attrition bias) Efficacy	Unclear risk	LOCF imputation
Size Efficacy	Unclear risk	50-200 per group treatment arm (82-107)

ACR = American College of Rheumatology; AE = adverse event; BOCF = baseline observation carried forward; CRPS = complex regional pain syndrome; CTR = clinical trial report; DB = double-blinding; ER = extended release; IASP = International Association for the Study of Pain; LOCF = last observation carried forward; max: maximum; NSAID = non-steroidal anti-inflammatory drug; OTC = over the counter; PDN = painful diabetic neuropathy; PGIC = Patient Global Impression of Change; PDN = painful diabetic neuropathy; PHN = postherpetic neuralgia; PI = pain intensity; QoL = quality of life; R = randomisation; SCI = spinal cord injury; TCA = tricyclic antidepressants; VAS: visual analogue scale; W = withdrawals.

Characteristics of excluded studies [ordered by study ID]

Study	Reason for exclusion
Arai 2010	No mention of blinding of therapies in gabapentin plus imipramine additions to opioids in cancer pain
Berry 2005	Single dose of gabapentin for treatment of acute herpes zoster
Dallocchio 2000	Painful diabetic neuropathy, open comparison of gabapentin and amitriptyline
Ding 2014	Not indexed as blinded. Gabapentin assessed as add-on therapy to transdermal fentanyl
Dworkin 2009	Study for acute herpes zoster pain
Ho 2009	Short duration (1 week at stable dose), potential use of significant dose of gabapentin as rescue medication
Jean 2005	Postherpetic neuralgia, with open administration of gabapentin
Kasimcan 2010	Acute and chronic radicular pain, with open administration of gabapentin
Keskinbora 2007	Neuropathic cancer pain, with open administration of gabapentin
Kimos 2007	Condition (CRPS 1) not now defined as neuropathic pain
Ko 2010	Open comparison of gabapentin and tramadol/paracetamol in painful diabetic neuropathy
McCleane 2001	Low back pain, not specifically neuropathic
NCT00634543	Open label study
NCT01263132	No active or placebo comparator, randomised for B vitamins not gabapentin
NCT01623271	Single group cohort without comparator
Nikolajsen 2006	Trial of gabapentin in surgery to test whether use in surgery prevents development of phantom pain. There was no beneficial effect
Pandey 2002	Guillain-Barré syndrome

Gabapentin for chronic neuropathic pain in adults (Review)

Copyright © 2020 The Cochrane Collaboration. Published by John Wiley & Sons, Ltd.

Study	Reason for exclusion
Pandey 2005	Guillain-Barré syndrome
Salvaggio 2008	Facial pain, open administration of gabapentin plus tramadol
Sator-Katzenschlager 2005	Chronic pelvic pain, with open administration of gabapentin
Tanenberg 2011	Open label study
Van de Vusse 2004	Condition (masticatory pain) not now defined as neuropathic pain
Yaksi 2007	Lumbar spinal stenosis, with open administration of gabapentin
Yelland 2009	No-of-1 study with short treatment periods of 2 weeks in chronic neuropathic pain, and with high withdrawal rate. Study design highly unusual and difficult to interpret
Yildirim 2003	Not double-blind

Characteristics of ongoing studies *[ordered by study ID]*

[Fleckstein 2009](#)

Trial name or title	Acupuncture in acute herpes zoster pain therapy (ACUZoster) – design and protocol of a randomised controlled trial
Methods	Double blinded, randomised controlled trial, parallel groups
Participants	Confirmed diagnosis of acute herpes zoster, pain intensity > 30 mm on a visual analogue scale (VAS 0 – 100 mm), standardised antiviral therapy. Men and women, ≥ 18 years old
Interventions	Semi-standardised acupuncture, sham laser acupuncture, gabapentin with individualised dosage between 900 mg and 3600 mg daily
Outcomes	Alteration of pain intensity before and 1 week after treatment sessions
Starting date	Recruitment for the trial started in November 2008
Contact information	dominik.irnich@med.uni-muenchen.de
Notes	NCT00885586 - "still recruiting"; record verified February 2017

[IRCT201212019014N14](#)

Trial name or title	Effect of gabapentin on heart rate variability in diabetic painful peripheral neuropathy: a double blinded randomised clinical trial
Methods	Double-blinded, randomised controlled trial, parallel groups
Participants	Diabetic painful peripheral neuropathy. Men and women, ≥ 18 years old
Interventions	Gabapentin capsule 100 mg in the first day, 200 mg in the second day, and 300 mg daily from third day for 3 months plus moisturizing cream (as placebo) with a phalanx size 3 times a day for three months

IRCT201212019014N14 (Continued)

Capsule like gabapentin including starch (as placebo) daily for 3 months plus Kapsycin cream for reducing pain with a phalanx size 3 times a day for 3 months

Outcomes	Standard deviation of "N-N (SDNN)" using 24 hours Holter monitoring device Orthostatic hypotension Resting tachycardia Any adverse events
Starting date	Recruitment started 21 December 2012, expected to end March 2013
Contact information	m.vasheghani@umsha.ac.ir
Notes	Recruitment complete. No further update by February 2017

NCT00674687

Trial name or title	A study of the efficacy of gabapentin in neuropathic pain patients as measured by quantitative sensory testing
Methods	Randomised, double-blind, cross-over
Participants	Men and women, ≥ 18 years old. Neuropathic pain of peripheral origin as a consequence of either postherpetic neuralgia or post-traumatic neuropathic pain. Pain $\geq 4/10$ for von Frey filament-evoked allodynia at the skin area
Interventions	Gabapentin titrated to 1800 mg daily, placebo
Outcomes	Presence/intensity of punctate allodynia (von Frey filament)
Starting date	July 2004, completed 2006
Contact information	Director, Clinical Trial Disclosure Group, Pfizer, Inc.
Notes	Possible exclude as response to evoked pain, but inadequate information to judge; 23 enrolled No further update by February 2017, and no further information on Pfizer Clinical Study Results Synopses

VAS: visual analogue scale.

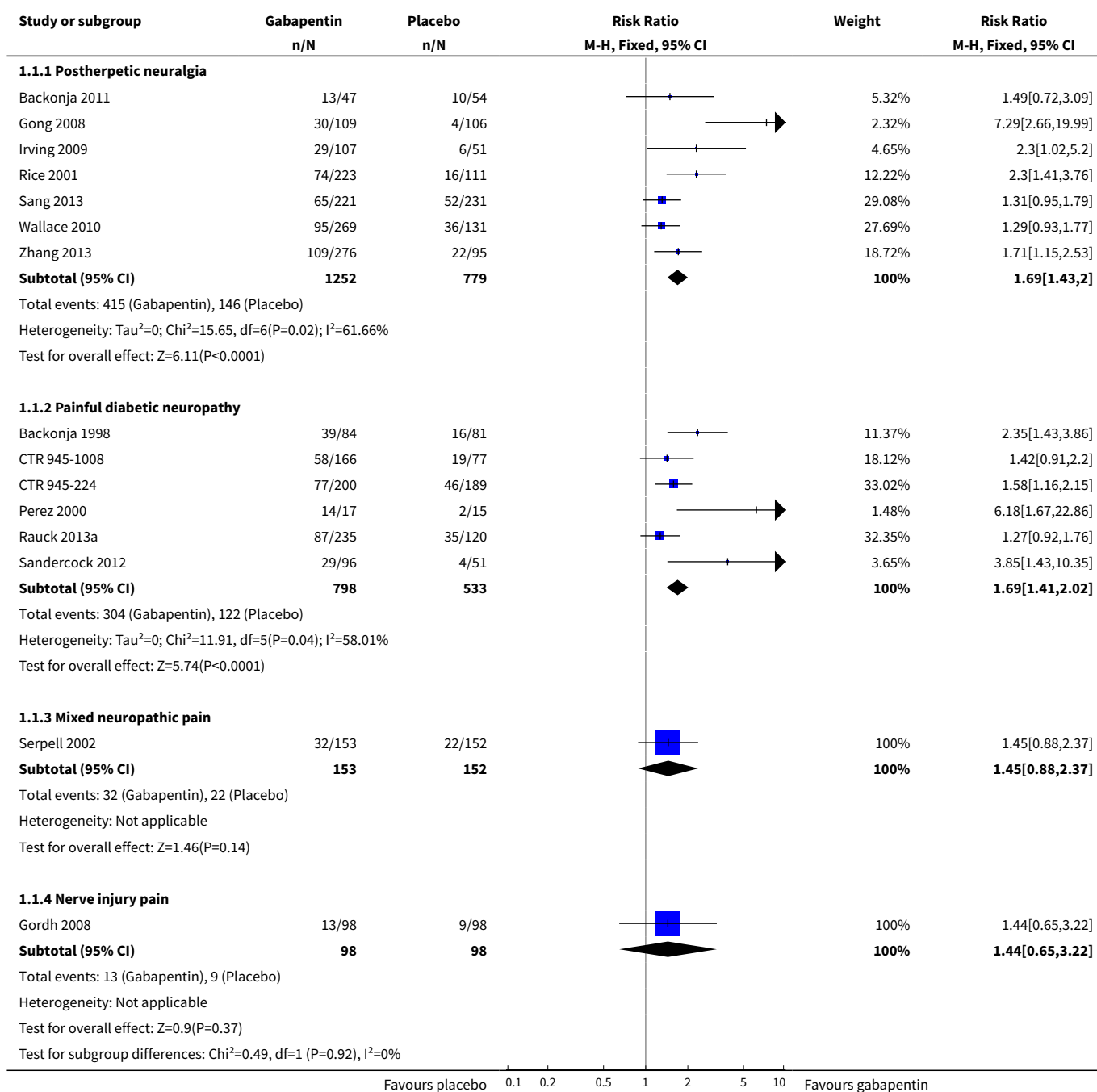
DATA AND ANALYSES

Comparison 1. Efficacy - placebo-controlled studies

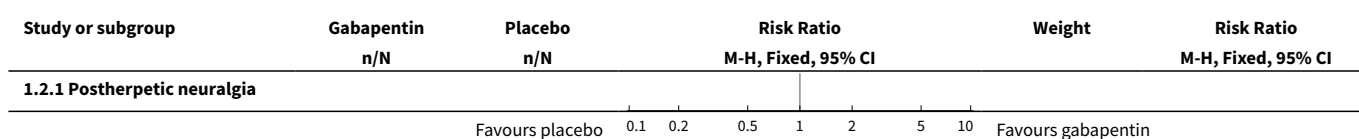
Outcome or subgroup title	No. of studies	No. of participants	Statistical method	Effect size
1 At least 50% pain reduction over baseline	15		Risk Ratio (M-H, Fixed, 95% CI)	Subtotals only

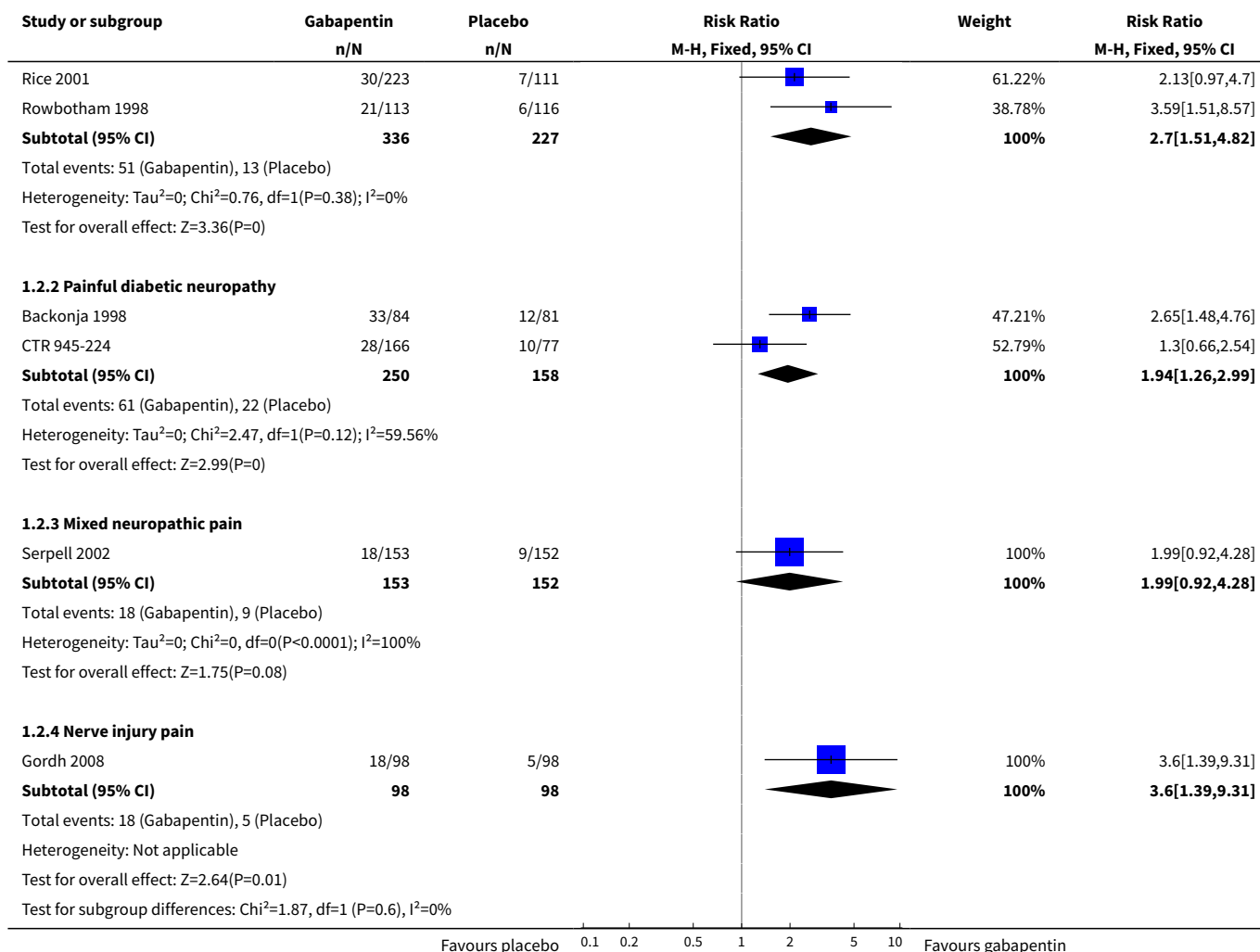
Outcome or subgroup title	No. of studies	No. of participants	Statistical method	Effect size
1.1 Postherpetic neuralgia	7	2031	Risk Ratio (M-H, Fixed, 95% CI)	1.69 [1.43, 2.00]
1.2 Painful diabetic neuropathy	6	1331	Risk Ratio (M-H, Fixed, 95% CI)	1.69 [1.41, 2.02]
1.3 Mixed neuropathic pain	1	305	Risk Ratio (M-H, Fixed, 95% CI)	1.45 [0.88, 2.37]
1.4 Nerve injury pain	1	196	Risk Ratio (M-H, Fixed, 95% CI)	1.44 [0.65, 3.22]
2 Very much improved	6		Risk Ratio (M-H, Fixed, 95% CI)	Subtotals only
2.1 Postherpetic neuralgia	2	563	Risk Ratio (M-H, Fixed, 95% CI)	2.70 [1.51, 4.82]
2.2 Painful diabetic neuropathy	2	408	Risk Ratio (M-H, Fixed, 95% CI)	1.94 [1.26, 2.99]
2.3 Mixed neuropathic pain	1	305	Risk Ratio (M-H, Fixed, 95% CI)	1.99 [0.92, 4.28]
2.4 Nerve injury pain	1	196	Risk Ratio (M-H, Fixed, 95% CI)	3.6 [1.39, 9.31]
3 Much or very much improved	14		Risk Ratio (M-H, Fixed, 95% CI)	Subtotals only
3.1 Postherpetic neuralgia	7	2013	Risk Ratio (M-H, Fixed, 95% CI)	1.32 [1.16, 1.50]
3.2 Painful diabetic neuropathy	5	695	Risk Ratio (M-H, Fixed, 95% CI)	1.66 [1.36, 2.03]
3.3 Mixed neuropathic pain	1	305	Risk Ratio (M-H, Fixed, 95% CI)	2.17 [1.38, 3.41]
3.4 Nerve injury pain	1	196	Risk Ratio (M-H, Fixed, 95% CI)	2.21 [1.26, 3.90]
4 IMMPACT outcome of substantial improvement	17		Risk Ratio (M-H, Fixed, 95% CI)	Subtotals only
4.1 Postherpetic neuralgia	8	2260	Risk Ratio (M-H, Fixed, 95% CI)	1.75 [1.49, 2.07]
4.2 Painful diabetic neuropathy	6	1331	Risk Ratio (M-H, Fixed, 95% CI)	1.69 [1.41, 2.02]
4.3 Mixed neuropathic pain	1	305	Risk Ratio (M-H, Fixed, 95% CI)	1.45 [0.88, 2.37]
4.4 Nerve injury pain	1	196	Risk Ratio (M-H, Fixed, 95% CI)	1.44 [0.65, 3.22]
4.5 Phantom pain	1	48	Risk Ratio (M-H, Fixed, 95% CI)	2.6 [1.10, 6.16]
5 IMMPACT outcome of at least moderate improvement	18		Risk Ratio (M-H, Fixed, 95% CI)	Subtotals only
5.1 Postherpetic neuralgia	8	2260	Risk Ratio (M-H, Fixed, 95% CI)	1.77 [1.56, 2.00]
5.2 Painful diabetic neuropathy	7	1439	Risk Ratio (M-H, Fixed, 95% CI)	1.41 [1.24, 1.59]
5.3 Mixed neuropathic pain	2	391	Risk Ratio (M-H, Fixed, 95% CI)	2.10 [1.49, 2.95]
5.4 Nerve injury pain	1	196	Risk Ratio (M-H, Fixed, 95% CI)	1.53 [0.92, 2.53]

Analysis 1.1. Comparison 1 Efficacy - placebo-controlled studies, Outcome 1 At least 50% pain reduction over baseline.

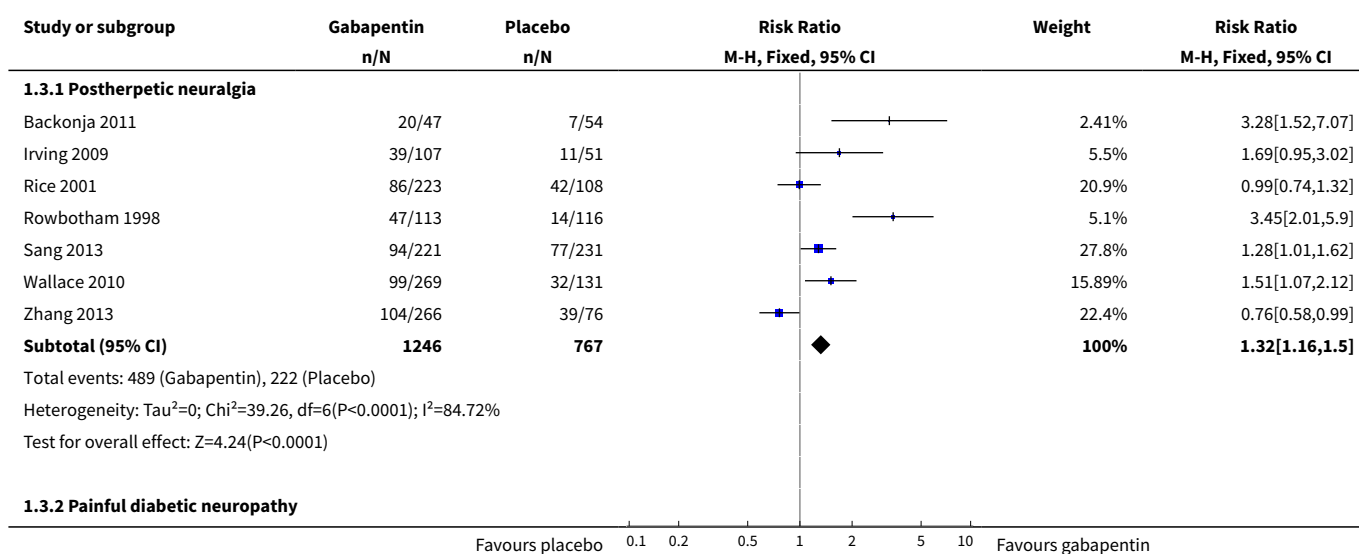


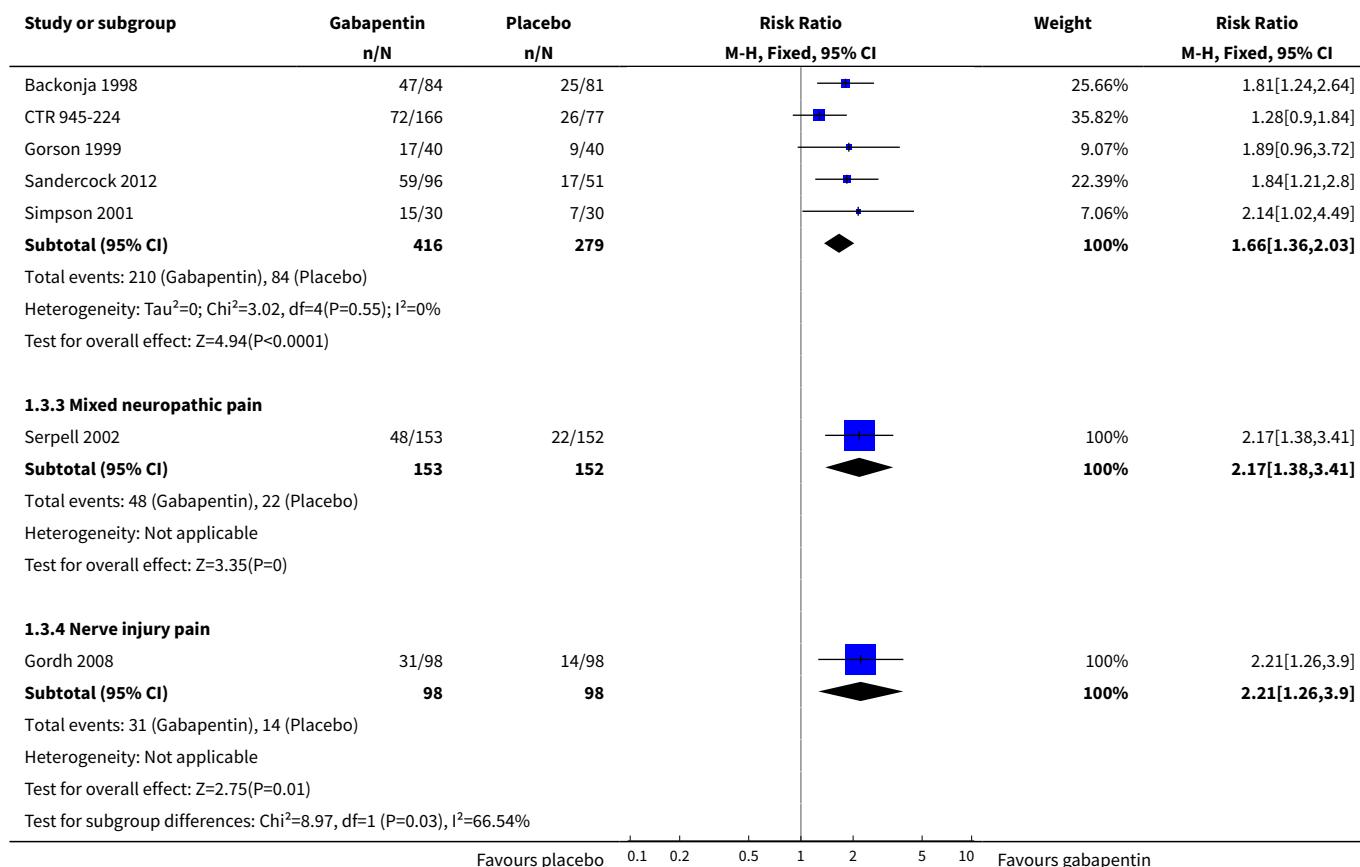
Analysis 1.2. Comparison 1 Efficacy - placebo-controlled studies, Outcome 2 Very much improved.



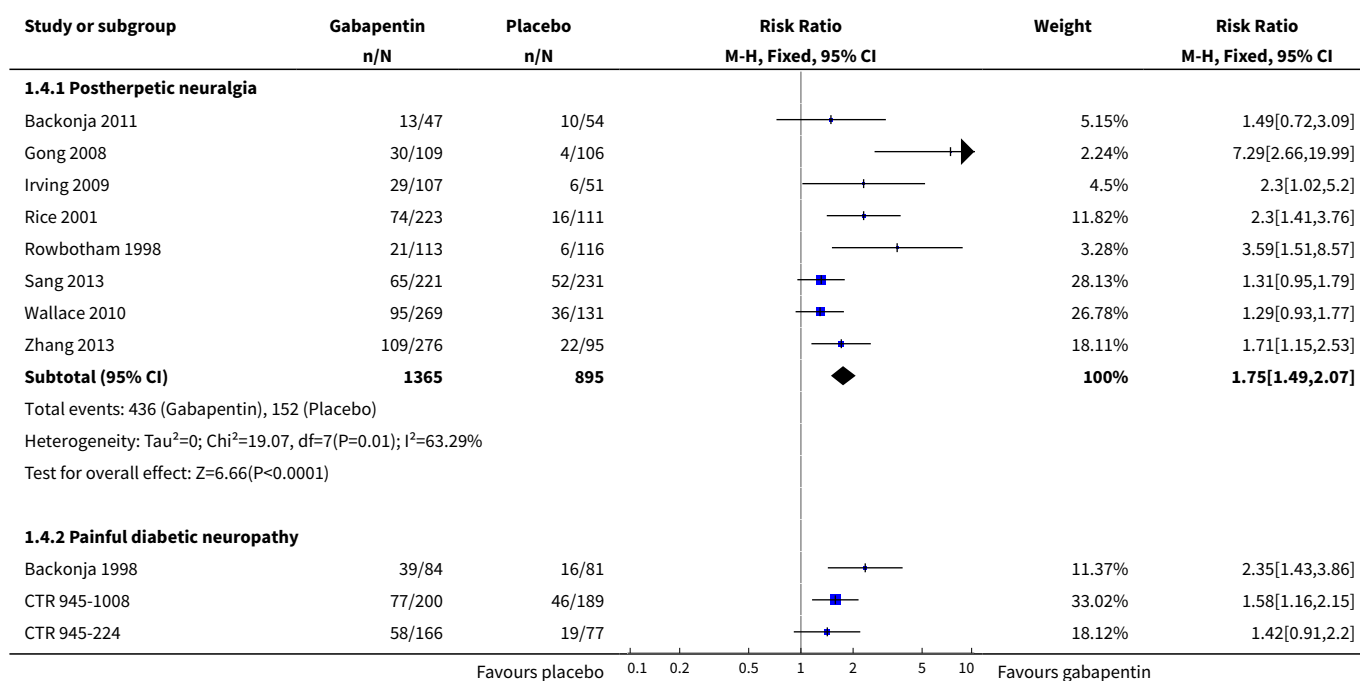


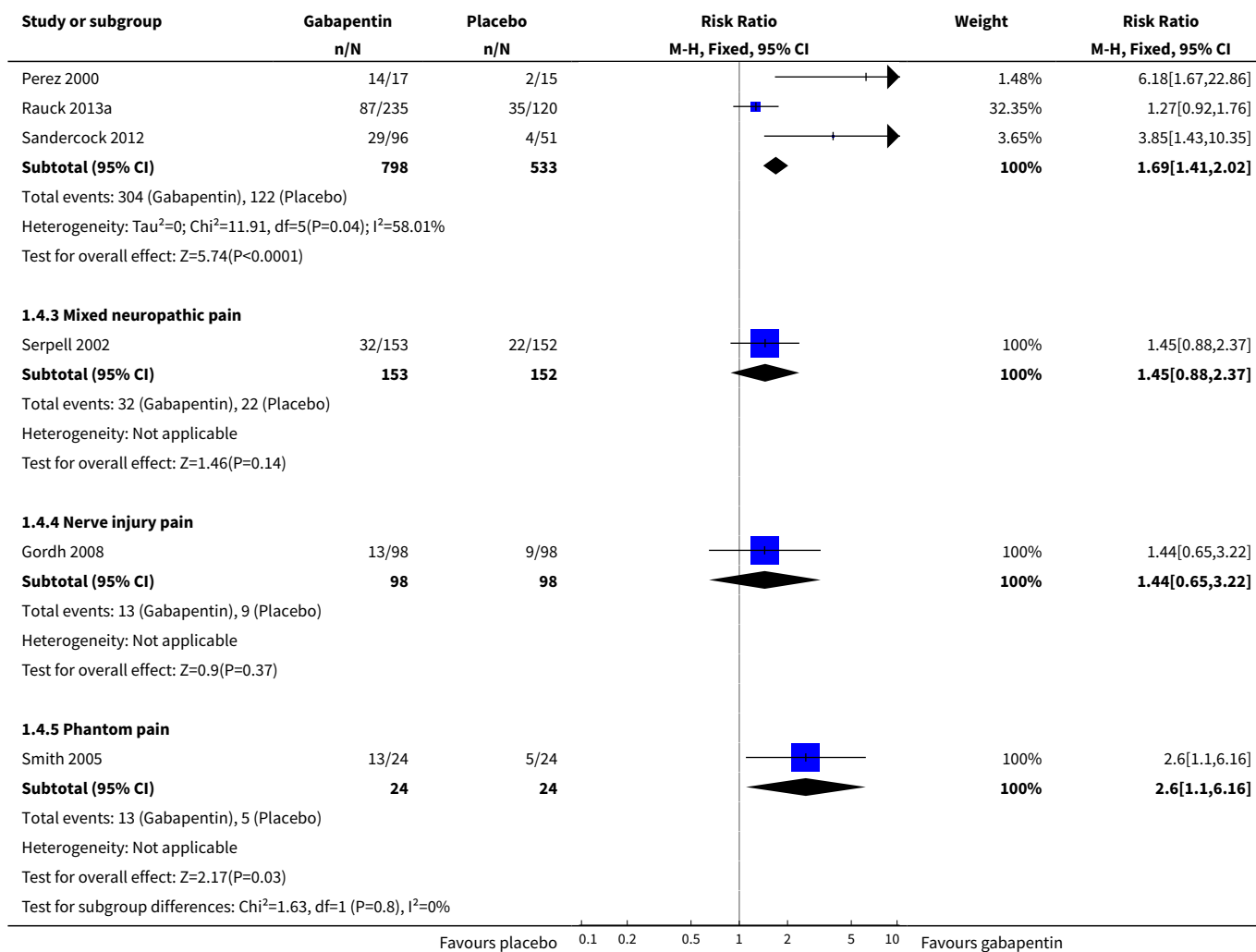
Analysis 1.3. Comparison 1 Efficacy - placebo-controlled studies, Outcome 3 Much or very much improved.



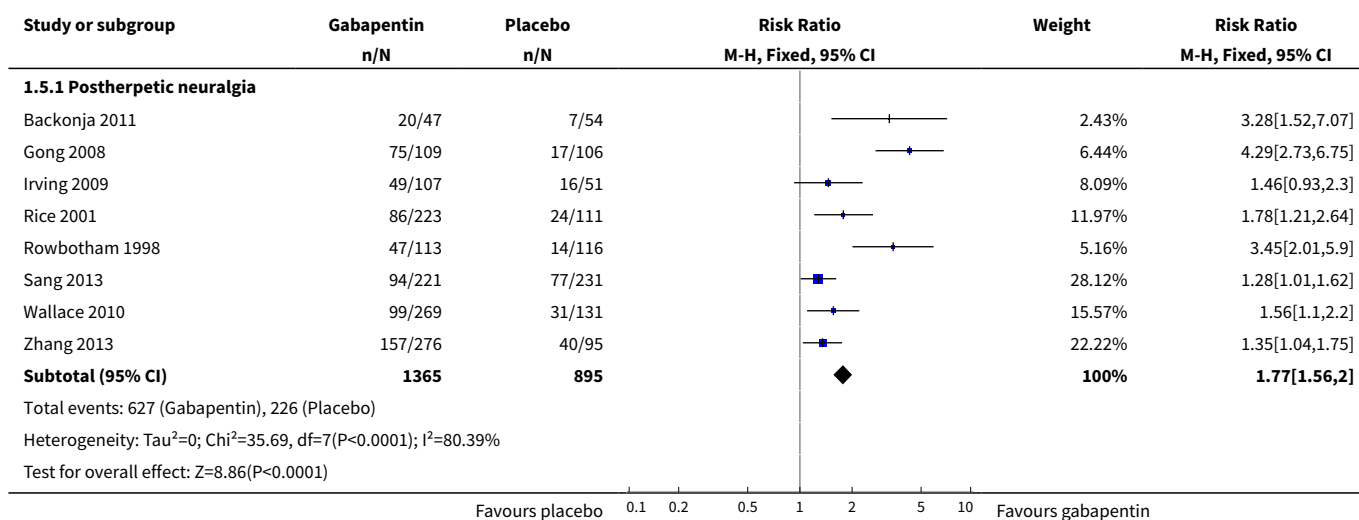


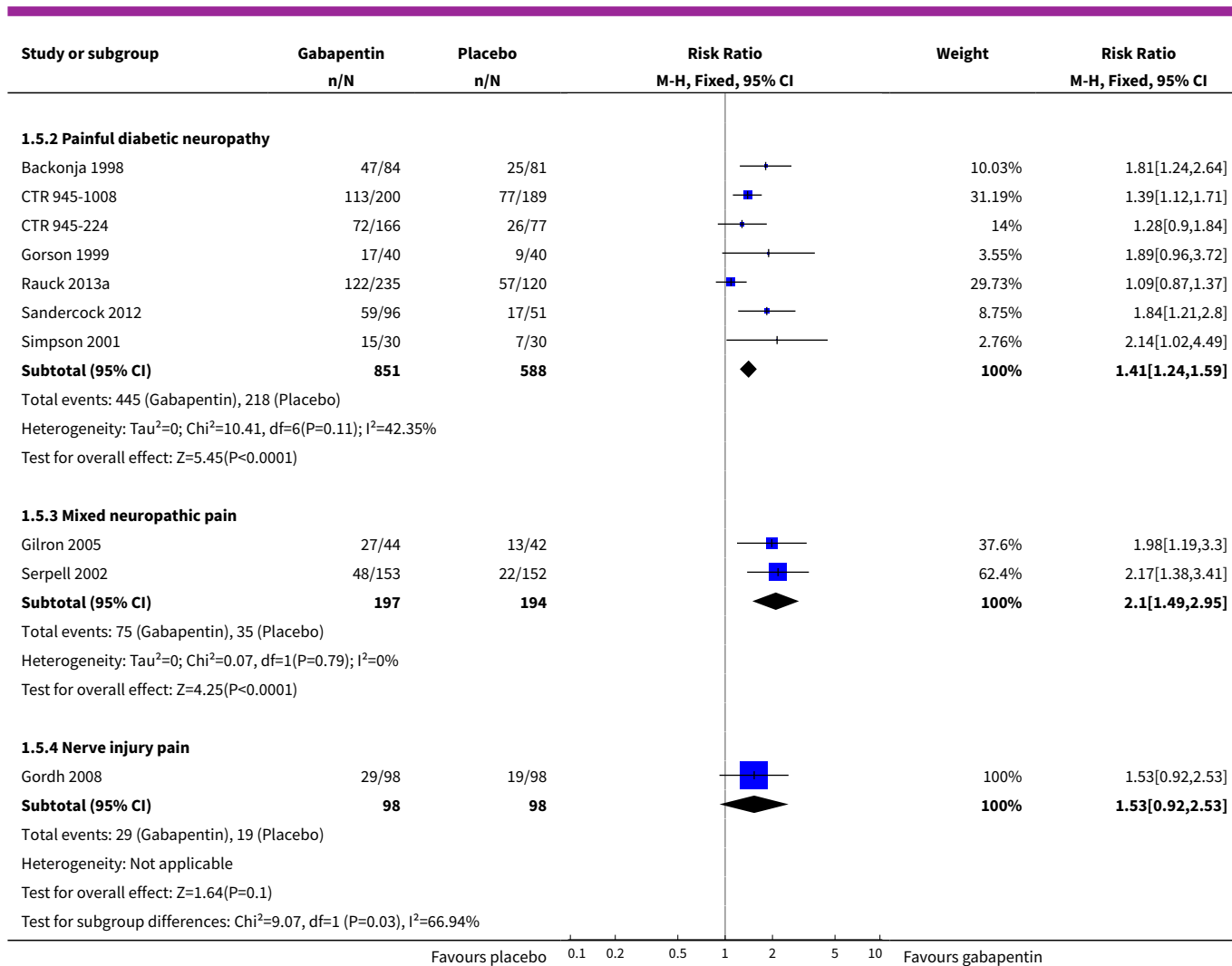
Analysis 1.4. Comparison 1 Efficacy - placebo-controlled studies, Outcome 4 IMMPACT outcome of substantial improvement.





Analysis 1.5. Comparison 1 Efficacy - placebo-controlled studies, Outcome 5 IMMPACT outcome of at least moderate improvement.

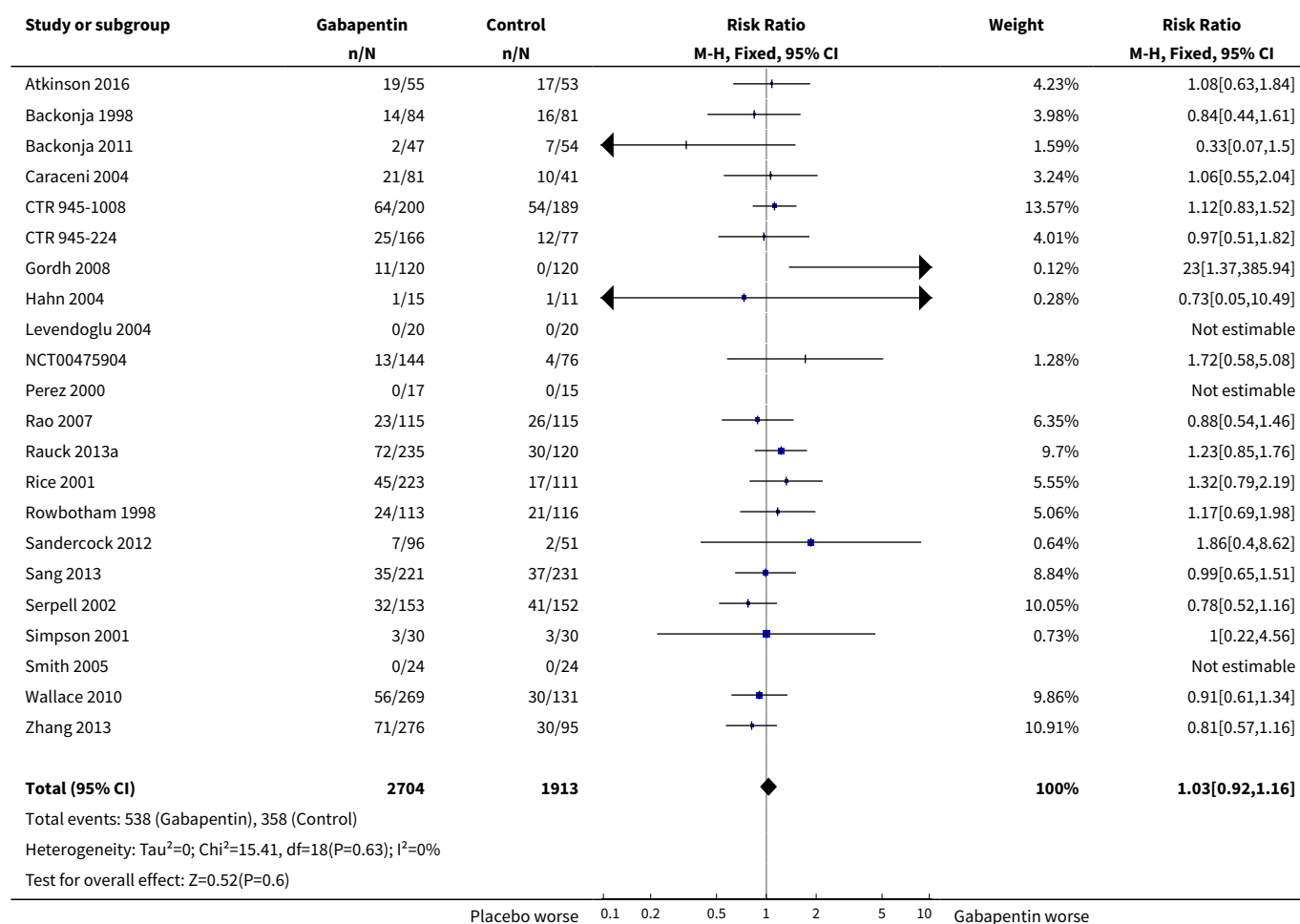




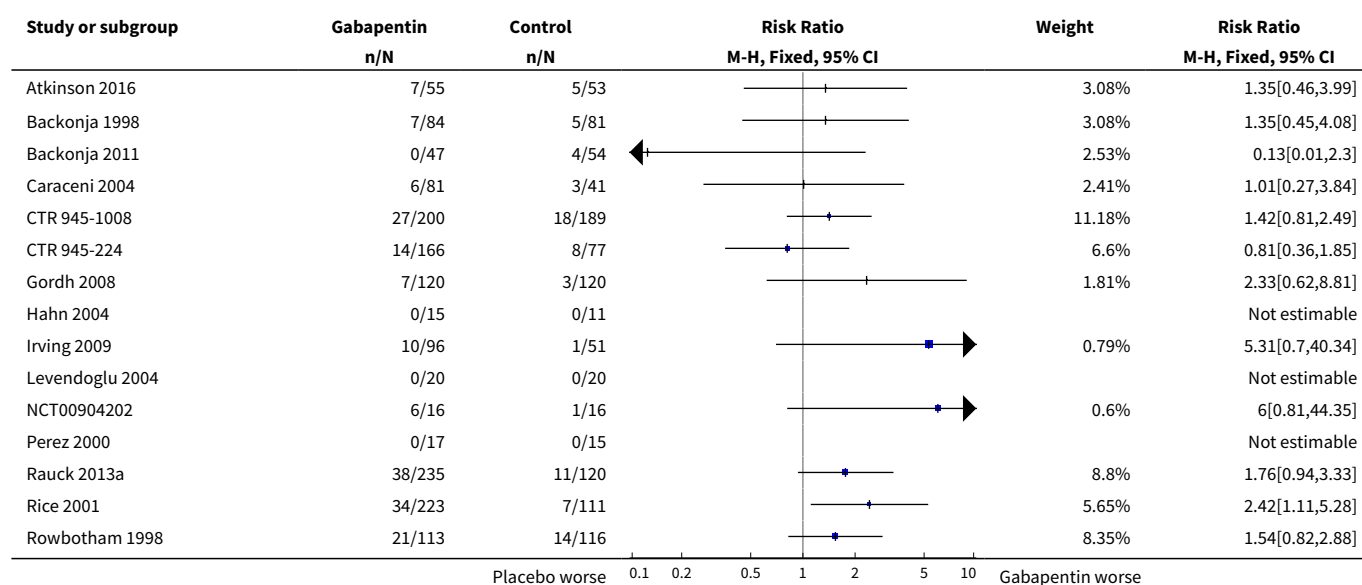
Comparison 2. Withdrawals - placebo-controlled studies

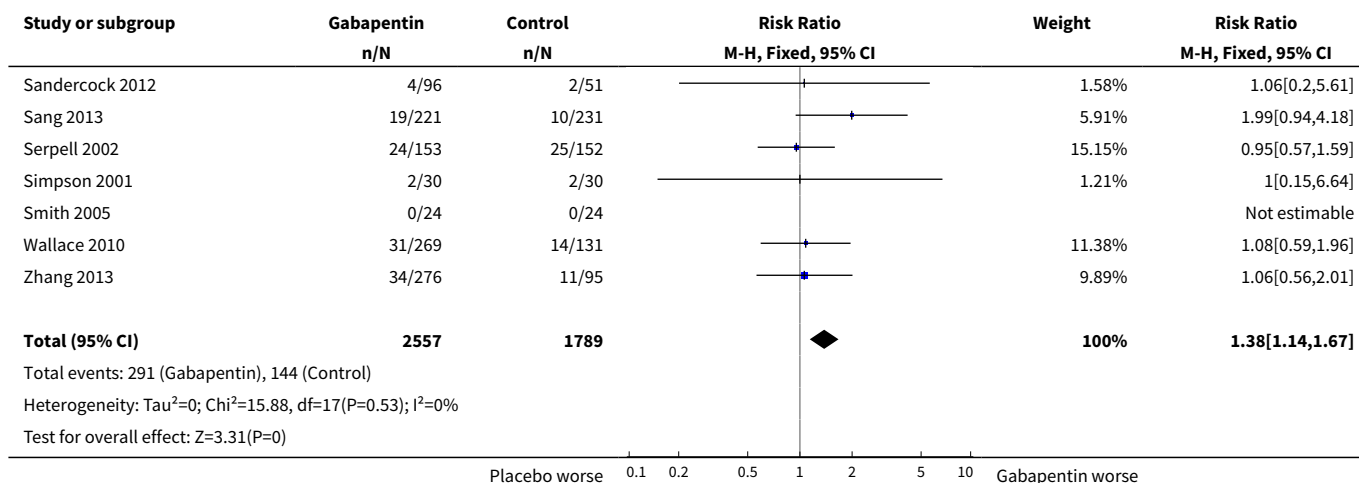
Outcome or subgroup title	No. of studies	No. of participants	Statistical method	Effect size
1 All-cause withdrawal	22	4617	Risk Ratio (M-H, Fixed, 95% CI)	1.03 [0.92, 1.16]
2 Adverse event withdrawal	22	4346	Risk Ratio (M-H, Fixed, 95% CI)	1.38 [1.14, 1.67]
3 Lack of efficacy withdrawal	15	3559	Risk Ratio (M-H, Fixed, 95% CI)	0.57 [0.37, 0.88]

Analysis 2.1. Comparison 2 Withdrawals - placebo-controlled studies, Outcome 1 All-cause withdrawal.

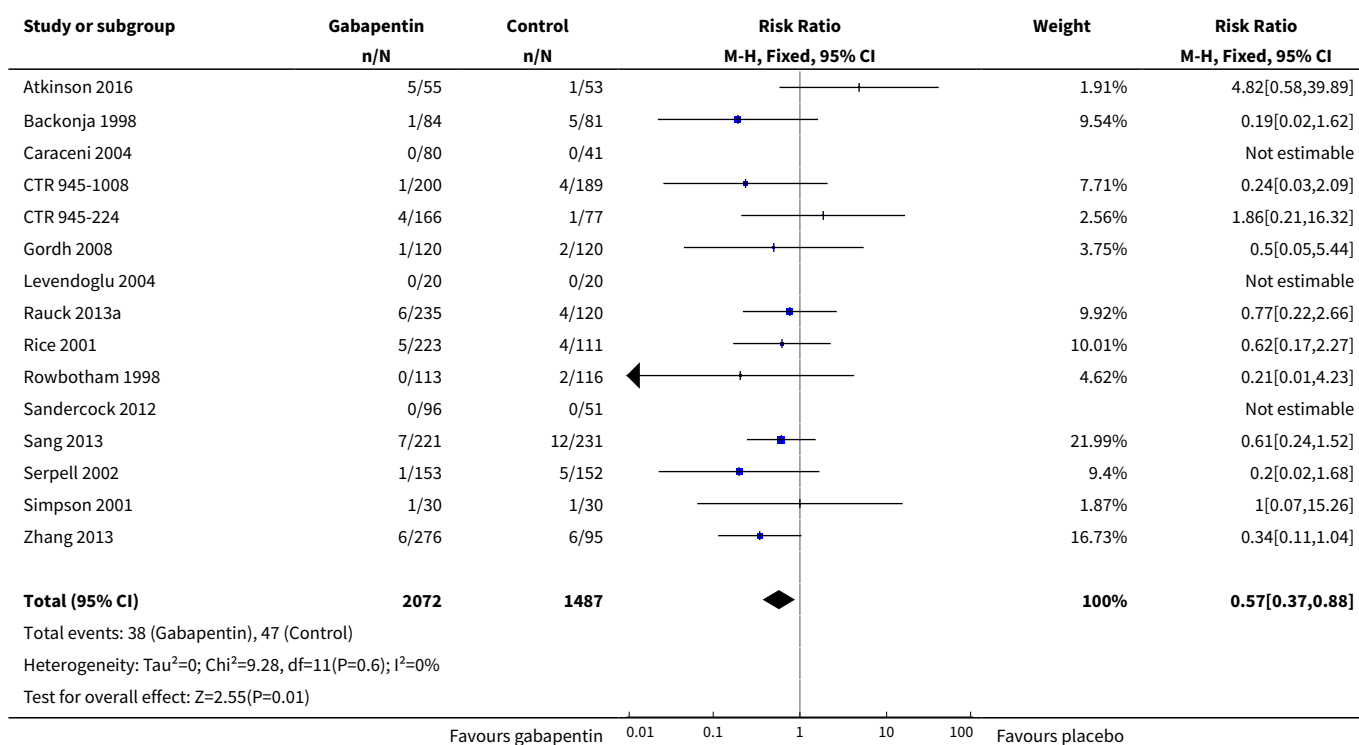


Analysis 2.2. Comparison 2 Withdrawals - placebo-controlled studies, Outcome 2 Adverse event withdrawal.





Analysis 2.3. Comparison 2 Withdrawals - placebo-controlled studies, Outcome 3 Lack of efficacy withdrawal.

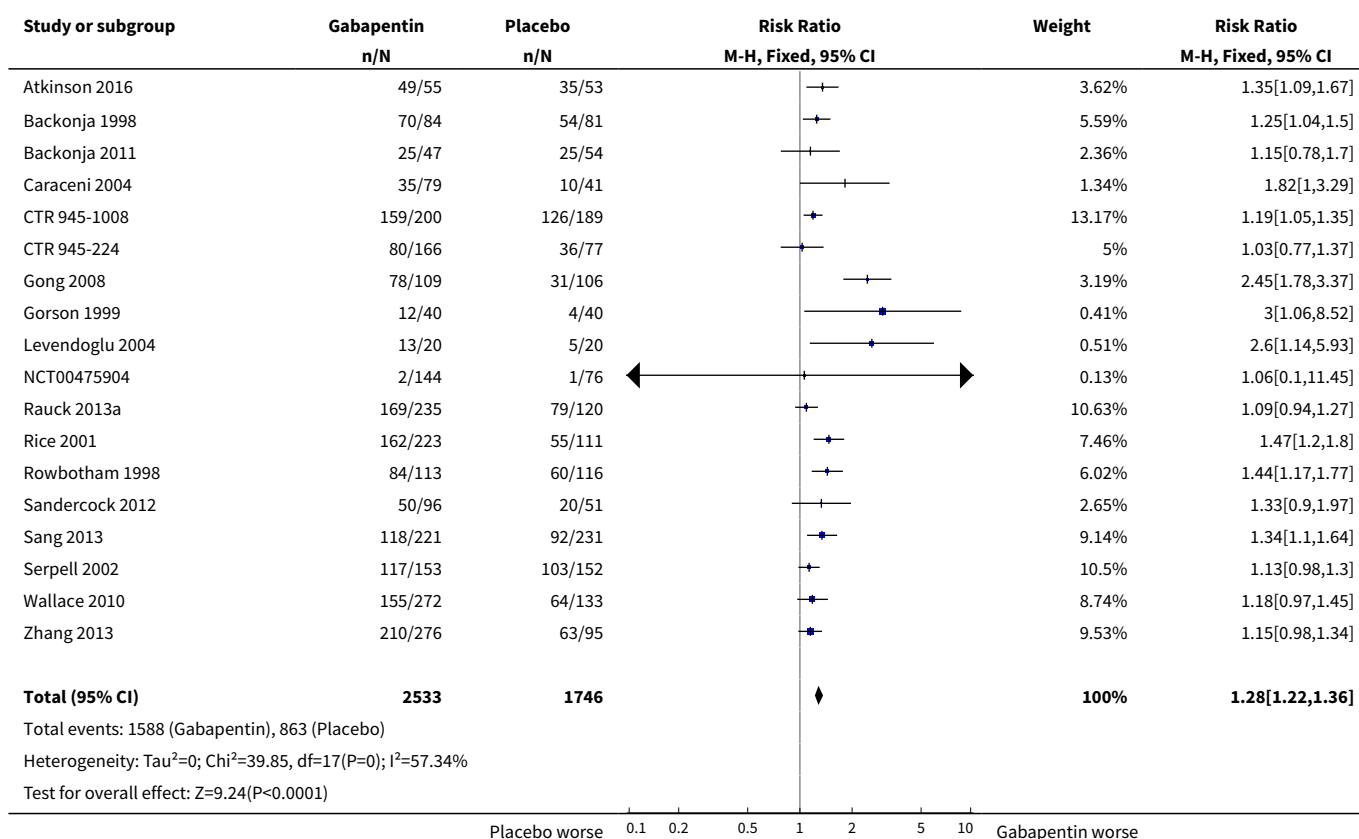


Comparison 3. Adverse events

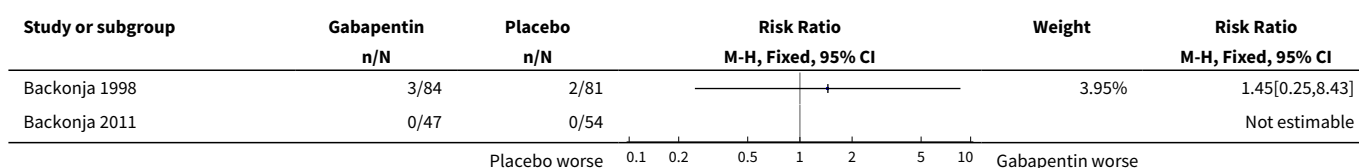
Outcome or subgroup title	No. of studies	No. of participants	Statistical method	Effect size
1 At least one adverse event	18	4279	Risk Ratio (M-H, Fixed, 95% CI)	1.28 [1.22, 1.36]

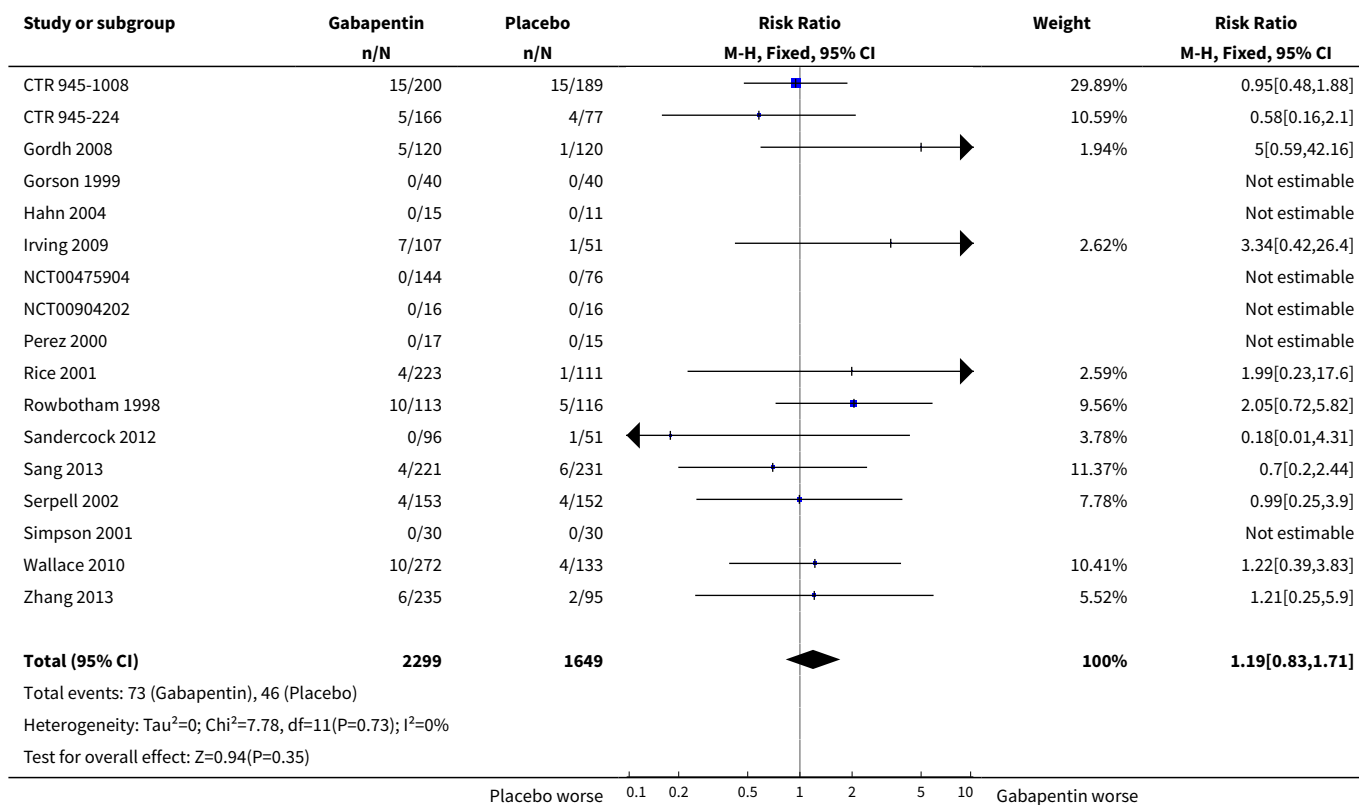
Outcome or subgroup title	No. of studies	No. of participants	Statistical method	Effect size
2 Serious adverse events	19	3948	Risk Ratio (M-H, Fixed, 95% CI)	1.19 [0.83, 1.71]
3 Somnolence	20	4288	Risk Ratio (M-H, Fixed, 95% CI)	2.82 [2.27, 3.50]
4 Dizziness	21	4739	Risk Ratio (M-H, Fixed, 95% CI)	2.87 [2.40, 3.44]
5 Peripheral oedema	12	3325	Risk Ratio (M-H, Fixed, 95% CI)	4.12 [2.66, 6.39]
6 Ataxia or gait disturbance	4	510	Risk Ratio (M-H, Fixed, 95% CI)	5.53 [2.49, 12.28]

Analysis 3.1. Comparison 3 Adverse events, Outcome 1 At least one adverse event.

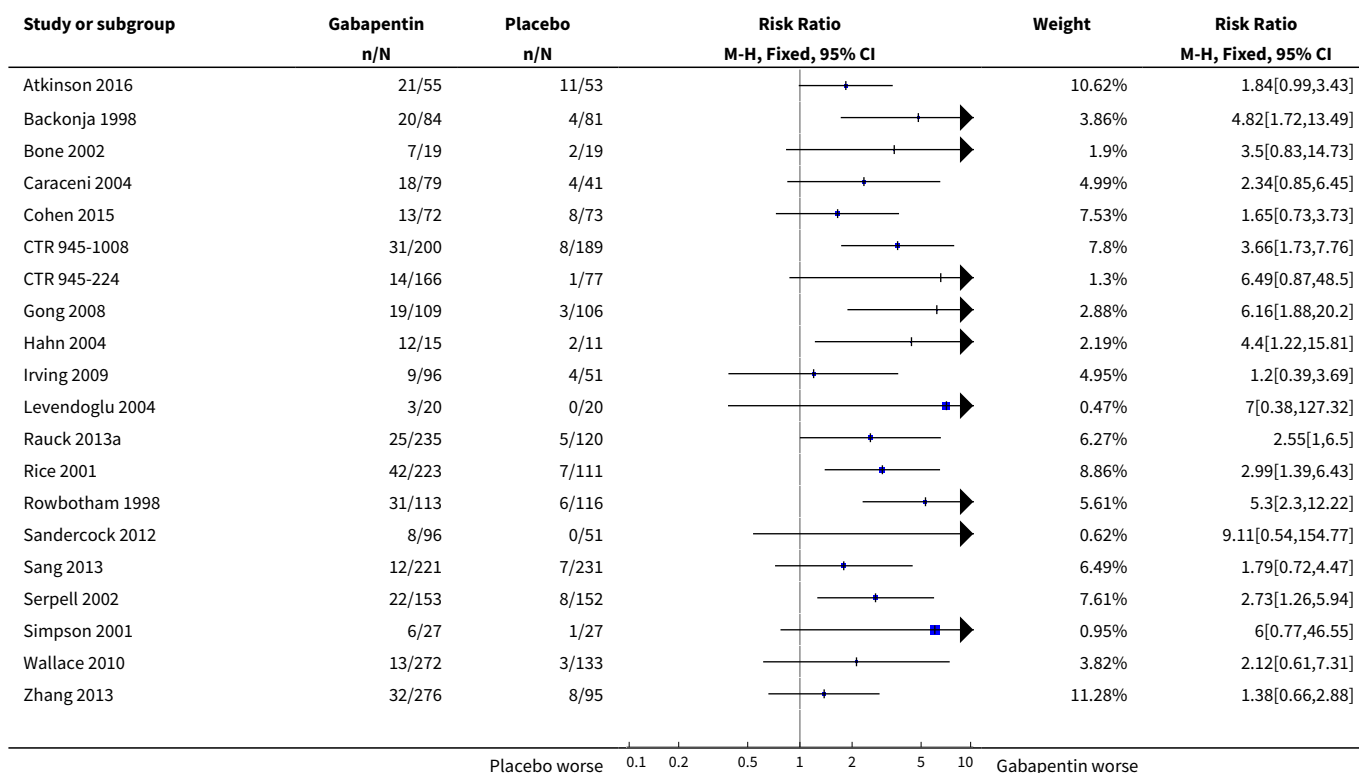



Analysis 3.2. Comparison 3 Adverse events, Outcome 2 Serious adverse events.



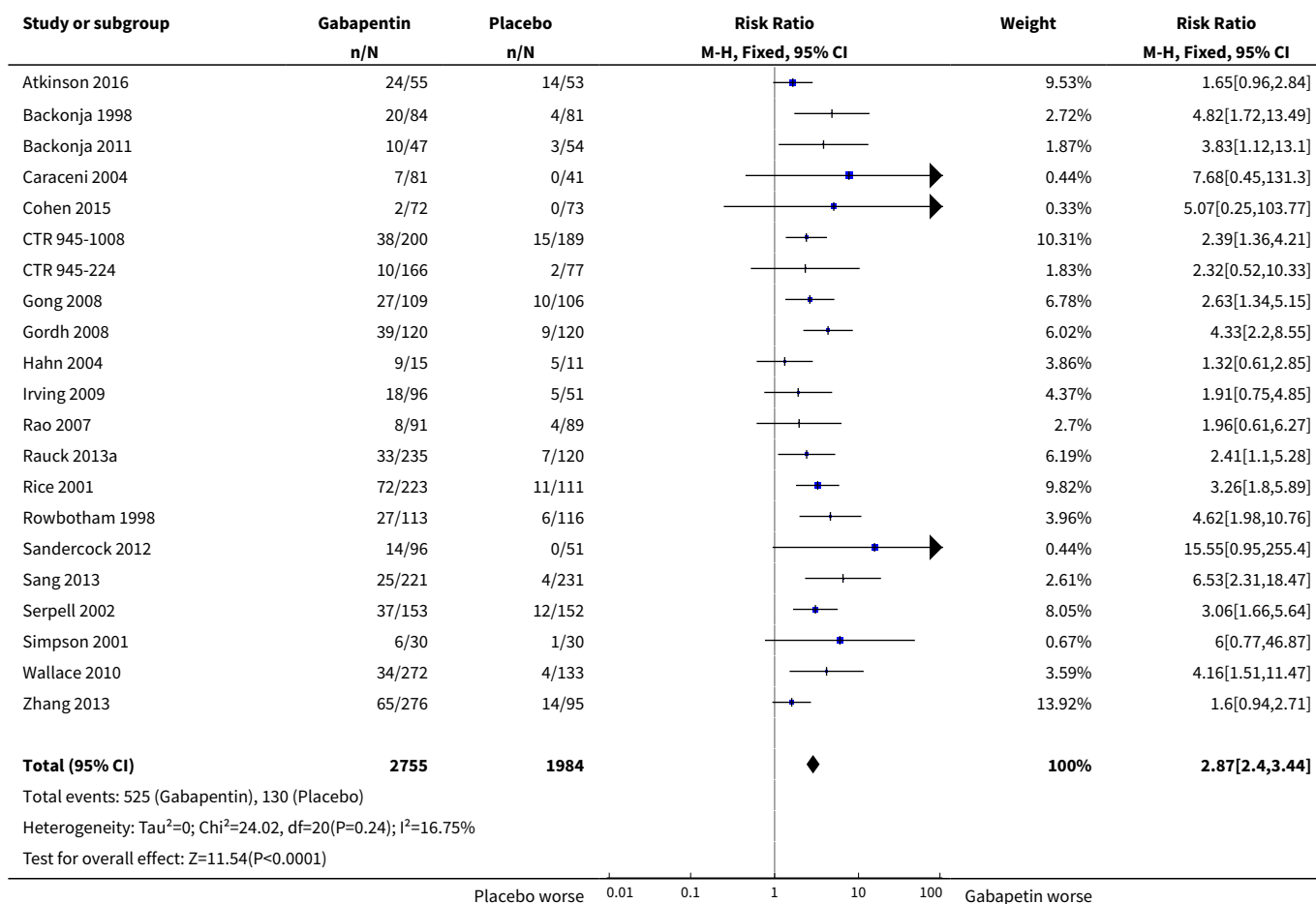


Analysis 3.3. Comparison 3 Adverse events, Outcome 3 Somnolence.

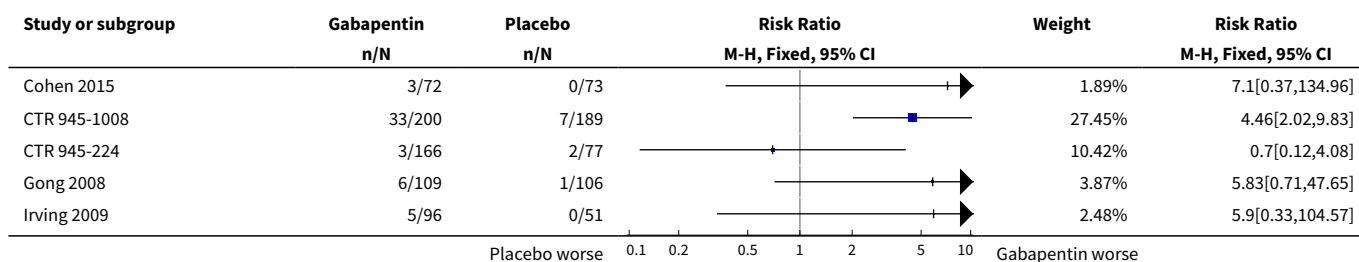


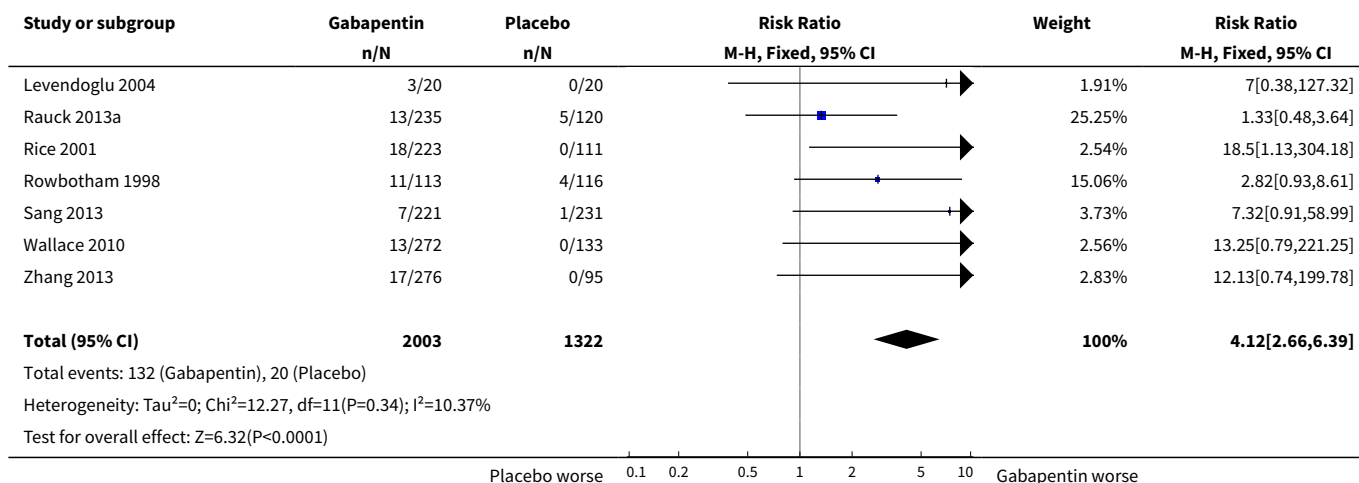


Analysis 3.4. Comparison 3 Adverse events, Outcome 4 Dizziness.

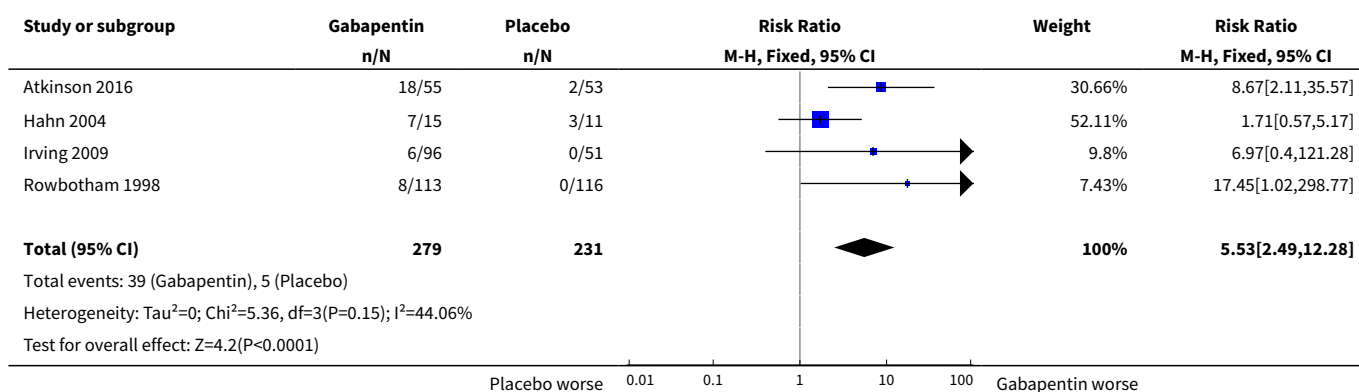


Analysis 3.5. Comparison 3 Adverse events, Outcome 5 Peripheral oedema.





Analysis 3.6. Comparison 3 Adverse events, Outcome 6 Ataxia or gait disturbance.



APPENDICES

Appendix 1. Methodological considerations for chronic pain

There have been several changes in how the efficacy of conventional and unconventional treatments is assessed in chronic painful conditions. The outcomes are now better defined, particularly with new criteria for what constitutes moderate or substantial benefit (Dworkin 2008); older trials may only report participants with 'any improvement'. Newer trials tend to be larger, avoiding problems from the random play of chance. Newer trials also tend to be of longer duration, up to 12 weeks, and longer trials provide a more rigorous and valid assessment of efficacy in chronic conditions. New standards have evolved for assessing efficacy in neuropathic pain, and we are now applying stricter criteria for the inclusion of trials and assessment of outcomes, and are more aware of problems that may affect our overall assessment. To summarise some of the recent insights that must be considered in this new review:

1. Pain results tend to have a U-shaped distribution rather than a bell-shaped distribution. This is true in acute pain (Moore 2011b), back pain (Moore 2010d), and arthritis (Moore 2010e), as well as in fibromyalgia (Straube 2010); in all cases average results usually describe the experience of almost no-one in the trial. Data expressed as averages are potentially misleading, unless they can be proven to be suitable.
2. As a consequence, we have to depend on dichotomous results (the individual either has or does not have the outcome) usually from pain changes or patient global assessments. The Initiative on Methods, Measurement, and Pain Assessment in Clinical Trials (IMMPACT) group has helped with their definitions of minimal, moderate, and substantial improvement (Dworkin 2008). In arthritis, trials of less than 12 weeks' duration, and especially those shorter than eight weeks, overestimate the effect of treatment (Moore 2010d); the effect is particularly strong for less effective analgesics, and this may also be relevant in neuropathic-type pain.

3. The proportion of people with at least moderate benefit can be small, even with an effective medicine, falling from 60% with an effective medicine in arthritis to 30% in fibromyalgia (Moore 2009; Moore 2010d; Moore 2010e; Moore 2013b; Moore 2014b; Straube 2008; Sultan 2008). One Cochrane Review of pregabalin in neuropathic pain and fibromyalgia demonstrated different response rates for different types of chronic pain (higher in diabetic neuropathy and postherpetic neuralgia and lower in central pain and fibromyalgia) (Moore 2009). This indicates that different neuropathic pain conditions should be treated separately from one another, and that pooling should not be done unless there are good reasons for doing so.
4. Individual patient analyses indicate that people who get good pain relief (moderate or better) have major benefits in many other outcomes, affecting quality of life in a significant way (Moore 2010c; Moore 2014b).
5. Imputation methods such as last observation carried forward (LOCF), used when participants withdraw from clinical trials, can overstate drug efficacy especially when adverse event withdrawals with drug are greater than those with placebo (Moore 2012a).

Appendix 2. CENTRAL search strategy

1. (gabapentin* or neurontin* or neurotonin*):TI,AB,KY (1184)
2. MESH DESCRIPTOR Neuralgia EXPLODE ALL TREES (718)
3. MESH DESCRIPTOR Peripheral Nervous System Diseases EXPLODE ALL TREES (2963)
4. MESH DESCRIPTOR Somatosensory Disorders EXPLODE ALL TREES (796)
5. ((pain* or discomfort*) adj10 (central or complex or nerv* or neuralg* or neuropath*)):TI,AB,KY (3931)
6. ((neur* or nerv*) adj6 (compress* or damag*)):TI,AB,KY (732)
7. 2 OR 3 OR 4 OR 5 OR 6 (7377)
8. 1 AND 7 (215)
9. 01/01/2014 TO 16/01/2017:CD (269940)
- 10.8 AND 9 (107)

Appendix 3. MEDLINE (via OVID) search strategy

1. (gabapentin* or neurontin* or neurotonin*).mp. (5327)
2. exp NEURALGIA/ (18298)
3. exp PERIPHERAL NERVOUS SYSTEM DISEASES/ (142504)
4. exp SOMATOSENSORY DISORDERS/ (20859)
5. ((pain* or discomfort*) adj10 (central or complex or nerv* or neuralg* or neuropath*)).mp. (50119)
6. ((neur* or nerv*) adj6 (compress* or damag*)).mp. (59288)
7. 2 or 3 or 4 or 5 or 6
8. randomized controlled trial.pt. (484826)
9. controlled clinical trial.pt. (97360)
- 10.randomized.ab. (371343)
- 11.placebo.ab. (182076)
- 12.drug therapy.fs (2092559)
- 13.randomly.ab. (255301)
- 14.trial.ti. (167136)
- 15.groups.ab (1572017)
- 16.8 or 9 or 10 or 11 or 12 or 13 or 14 or 15 (3937255)
- 17.1 and 7 and 16 (1363)
- 18.limit 17 to yr="2014 -Current" (237)

Appendix 4. Embase (via OVID) search strategy

1. gabapentin/ (25201)
2. (gabapentin* or neurontin* or neurotonin*).mp. (35892)
3. 1 or 2 (25892)
4. exp neuralgia/ (93025)
5. exp peripheral neuropathy/ (62561)
6. exp somatosensory disorder/ (83900)
7. ((pain* or discomfort*) adj10 (central or complex or nerv* or neuralg* or neuropath*)).mp. (94901)
8. ((neur* or nerv*) adj6 (compress* or damag*)).mp. (81121)
9. 4 or 5 or 6 or 7 or 8 (330939)
- 10.clinical trial/ (1025277)

- 11.controlled clinical trial/ (468659)
- 12.randomized controlled trial/ (469523)
- 13.double-blind procedure/ (140238)
- 14.(clin* adj25 trial*).mp. (1445057)
- 15.((doubl* or trebl* or tripl*) adj25 (blind* or mask*)). mp. (222270)
- 16.placebo*.ti.ab. (252536)
- 17.random*.ti.ab. (1172190)
- 18.10 or 11 or 12 or 13 or 14 or 15 or 16 or 17 (2247471)
- 19.3 and 9 and 18 (2998)
- 20.limit 19 to yr="2014 -Current" (484)

Appendix 5. Potential sources of bias in studies of chronic pain used in the 'Risk of bias' table

Item	High	Unclear	Low
Randomisation	Not randomised	Claims randomisation, but no method given	Randomised by adequate method
Allocation concealment	Not reported	Reported but not described	Allocation undertaken independently and blind to investigator
Blinding	Not double-blind	Claims double-blind, but no method	Convincingly double-blind
Duration	2 weeks or less	3 to 6 weeks	7 weeks or more
Outcome	Anything less than 30% pain intensity reduction Pain state \geq 50/100 mm or equivalent or undefined	Responder: pain intensity reduction of \geq 30% from baseline State: final pain intensity $<$ 50/100 mm, or equivalent	Responder: pain intensity reduction of \geq 50% from baseline State: final pain intensity $<$ 30/100 mm, or equivalent State: no worse than mild pain
Incomplete outcome assessment	Average results only	Responder or state with last observation carried forward or imputation method for missing data or after withdrawal not stated	Responder or state response, using baseline observation carried forward (zero improvement after withdrawal)
Size	$<$ 50 participants per treatment arm	50 to 199 participants per treatment arm	\geq 200 participants per treatment arm

Appendix 6. GRADE: criteria for assigning grade of evidence

The GRADE system uses the following criteria for assigning a quality level to a body of evidence (*Cochrane Handbook of Systematic Reviews of Interventions*, Chapter 12, [Schünemann 2011b](#)).

1. **High:** randomised trials; or double-upgraded observational studies
2. **Moderate:** downgraded randomised trials; or upgraded observational studies
3. **Low:** double-downgraded randomised trials; or observational studies
4. **Very low:** triple-downgraded randomised trials; or downgraded observational studies; or case series/case reports

Factors that may decrease the quality level of a body of evidence are:

1. limitations in the design and implementation of available studies suggesting high likelihood of bias;
2. indirectness of evidence (indirect population, intervention, control, outcomes);
3. unexplained heterogeneity or inconsistency of results (including problems with subgroup analyses);
4. imprecision of results (wide confidence intervals);

5. high probability of publication bias.

Factors that may increase the quality level of a body of evidence are:

1. large magnitude of effect;
2. all plausible confounding would reduce a demonstrated effect or suggest a spurious effect when results show no effect;
3. dose-response gradient.

Appendix 7. Summary of outcomes in individual studies

Study	Withdrawals	Efficacy	Adverse events (general)	Adverse events (specific)
Postherpetic neuralgia				
Backonja 2011	All-cause withdrawal GabaEn 2/47 Placebo 7/54 AE withdrawal GabaEn 0/47 Placebo 4/54 (inc pain 2, dizziness 1, noncardiac chest pain 1) No LoE withdrawals in double-blind phase Gabapentin phase (titration) AE withdrawal 3/116 (4 later: dizziness 2, lethargy 1, tachycardia 1) LoE withdrawal 1/116	At least 30% reduction in pain GabaEn 26/47 Placebo 15/54 At least 50% reduction in pain GabaEn 13/47 Placebo 10/54 PGIC much and very much improved GabaEn 20/47 Placebo 7/54	At least one AE GabaEn 25/47 Placebo 25/47 No SAE No deaths In gabapentin phase 48/115 had ≥ one AE	Dizziness GabaEn 10/47 Placebo 3/54 Nausea GabaEn 5/47 Placebo 2/54 Headache GabaEn 4/47 Placebo 4/54 Diarrhoea GabaEn 3/47 Placebo 1/54 Fatigue GabaEn 2/47 Placebo 4/54 In gabapentin phase dizziness 16/115, nausea 2, headache 5, diarrhoea 4, fatigue 2
Chandra 2006	All-cause withdrawal Gabapentin 3/38 Nortriptyline 2/38 AE withdrawal Gabapentin 0/38 Nortriptyline 1/38 LoE withdrawal Gabapentin 0/38 Nortriptyline 1/38	At least 50% improvement over baseline pain (Likert) Gabapentin 7/38 Nortriptyline 9/38 At least 50% improvement over baseline pain (VAS) Gabapentin 13/38 Nortriptyline 14/38	No serious AE reported No deaths reported	Sleepiness Gabapentin 4/38 Nortriptyline 6/38 Giddiness Gabapentin 1/38 Nortriptyline 0/38
Gong 2008	16 participants withdrew because of AEs, lack of analgesic effect, or other reasons No further details	25% to ≤ 50% pain relief Gabapentin 45/109 Placebo 13/106 ≥ 50% pain relief Gabapentin 30/109 Placebo 4/106 "Patient evaluation" "Mild effective" Gabapentin 37/109	At least one AE Gabapentin 78/109 Placebo 31/106 Most appeared in the first week, and symptoms relieved gradually as the treatment continued	Dizziness Gabapentin 27/109 Placebo 10/106 Somnolence Gabapentin 19/109 Placebo 3/106

(Continued)

		Placebo 28/106 "Excellent" Gabapentin 48/109 Placebo 5/106		Peripheral oedema Gabapentin 6/109 Placebo 1/106
Harden 2013	All-cause GabaEn 1200 12/91 GabaEn 3600 3/85 GabaEn 2400 1 (cross-over) AE withdrawal GabaEn 1200 3/91 GabaEn 3600 0/85 LoE withdrawal GabaEn 1200 4/91 GabaEn 3600 0/85	≥ 50% red in PI At end of period 1 GabaEn 1200 7/49 GabaEn 3600 5/44 At end of period 2 GabaEn 1200 8/41 GabaEn 3600 11/41 ≥ 30% red in PI At end of period 1 GabaEn 1200 13/49 GabaEn 3600 13/44 At end of period 2 GabaEn 1200 15/41 GabaEn 3600 19/41 PGIC much or v much improved GabaEn 1200 17/63 GabaEn 3600 28/61 (paper says ITT - not sure where denominator comes from; summary says "at last week of treatment" - completer?)	Overall incidence of AEs and changes in safety parameters were small and similar between doses One SAE during down titration (auditory hallucination) At least 1 AE B'line Gabapentin 1800 2/94 GabaEn 1200 15/91 GabaEn 2400 2.82 GabaEn 3600 14/85 Down-titration 2/80	Dizziness GabaEn 1200 0/91 GabaEn 3600 3/85 Somnolence GabaEn 1200 3/91 GabaEn 3600 2/85 Peripheral oedema GabaEn 1200 1/91 GabaEn 3600 1/85
Irving 2009	All-cause withdrawal 15 total AE withdrawal Gabapentin 1800 single dose 4/44 Gabapentin 1800 split dose 6/52 Placebo 1/51	At least 50% reduction in pain score Gabapentin 1800 single dose 14/55 Gabapentin 1800 split dose 15/52 Placebo 6/51 At least 30% reduction in pain score Gabapentin 1800 single dose 24/55 Gabapentin 1800 split dose 25/52 Placebo 16/51 PGIC very much or much improved Gabapentin 1800 single dose 18/55 Gabapentin 1800 split dose 21/52 Placebo 11/5 Significantly better sleep with gabapentin compared with placebo	Serious AE Gabapentin 1800 single dose 4/55 Gabapentin 1800 split dose 3/52 Placebo 1/51 Deaths Gabapentin 1800 single dose 0/55 Gabapentin 1800 split dose 1/52 Placebo 0/51	Somnolence Gabapentin 1800 single dose: 5/55 Gabapentin 1800 split dose: 4/52 Placebo: 4/51 Dizziness Gabapentin 1800 single dose: 12/55 Gabapentin 1800 split dose: 6/52 Placebo: 5/51 Gait disturbance Gabapentin 1800 single dose: 4/55 Gabapentin 1800 split dose: 2/52 Placebo: 0/51 Peripheral oedema Gabapentin 1800 single dose: 4/55 Gabapentin 1800 split dose: 1/52 Placebo: 0/51
NCT00475904	All-cause Gabapentin 13/144 A+K cream 15/140	Reduction in PI from baseline Mean data only	At least one AE Gabapentin 2/144 Cream 7/144	Vertigo Gabapentin 2/144 Cream 7/144

(Continued)

	Placebo 4/76	No significant difference between Gabapentin and cream Cream marginally better than placebo	Placebo 1/76	Placebo 1/76 No other AEs reported
	No reasons for withdrawal given	Note - claims ITT analysis with LOCF, but numbers analysed are fewer than randomised (Gabapentin 6, Cream 5)	No SAE Assume no deaths	
Rice 2001	Gabapentin 1800 mg All-cause 22 AE 15 LoE 4	At least 50% reduction in mean pain score Gabapentin 1800: 37/115 Gabapentin 2400: 37/108 Placebo: 16/111	At least one AE Gabapentin 1800: 81/115 Gabapentin 2400: 81/108 Placebo: 55/111	Somnolence Gabapentin 1800: 20/115 Gabapentin 2400: 22/108 Placebo: 7/111
	Gabapentin 2400 mg All-cause 23 AE 19 LoE 1	PGIC very much or much improved Gabapentin 1800: 44/115 Gabapentin 2400: 42/108 Placebo: 24/111	SAE Gabapentin 1800: 3/115 Gabapentin 2400: 1/108 Placebo: 1/111	Dizziness Gabapentin 1800: 36/115 Gabapentin 2400: 36/108 Placebo: 11/111
	Placebo All-cause 17 AE 7 LoE 4	PGIC very much improved (CTR) Gabapentin 1800: 18/115 Gabapentin 2400: 12/108 Placebo: 7/111	Death: Gabapentin 1800: 0/115 Gabapentin 2400: 1/108 Placebo: 0/111	Asthenia Gabapentin 1800: 7/115 Gabapentin 2400: 6/108 Placebo: 4/111
		PGIC much improved (CTR) Gabapentin 1800: 26/115 Gabapentin 2400: 30/108 Placebo: 17/111		Peripheral oedema Gabapentin 1800: 6/115 Gabapentin 2400: 12/108 Placebo: 0/111
		Some significant differences in QoL measures and sleep		
Rowbotham 1998	Gabapentin All-cause 24 AE 21 LoE 0	PGIC moderate or much improved Gabapentin: 47/113 Placebo: 14/116	At least one AE Gabapentin 84/113 Placebo 60/116	Somnolence Gabapentin: 31/113 Placebo: 6/116
	Placebo All-cause 21 AE 14 LoE 2	PGIC CTR much improved Gabapentin: 21/113 Placebo: 6/116	Minor AE (treatment-related) Gabapentin: 62/113 Placebo: 32/116	Dizziness Gabapentin: 27/113 Placebo: 6/116
		PGIC CTR moderately improved Gabapentin: 26/113 Placebo: 8/116	SAE (treatment-related) Gabapentin: 0/113 (10/113 CTR) Placebo: 0/116 (5/116 CTR)	Ataxia Gabapentin: 8/113 Placebo: 0/116
		No change in pain 60% placebo, 23% gabapentin No change or worse in pain 68% placebo, 26% gabapentin	Death: Gabapentin: 0/113 Placebo: 1/116	Peripheral oedema Gabapentin: 11/113 Placebo: 4/116
		Significant improvement over placebo in 5/9 SF-36 QoL and 5/7 mood states		
Sang 2013	All-cause withdrawal Gabapentin 35/221 Placebo 37/231	At least 50% reduction in pain Gabapentin 65/221 Placebo 52/231	At least one AE Gabapentin 118/221	Dizziness Gabapentin 25/221 Placebo 4/231

(Continued)

	AE withdrawal Gabapentin 19/221 Placebo 10/231	PGIC very much or much improved Gabapentin 94/221 Placebo 77/231	Placebo 92/231	Somnolence Gabapentin 12/221 Placebo 7/231
	LoE withdrawal Gabapentin 7/221 Placebo 12/231		Serious AE Gabapentin 4/221 Placebo 6/231 none attributed to study drug	Headache Gabapentin 10/221 Placebo 9.231
			Deaths Gabapentin 0/221 Placebo 1/231	Nausea Gabapentin 10/221 Placebo 7/231
				Peripheral oedema Gabapentin 7/221 Placebo 1/231
				Nasopharyngitis Gabapentin 5/221 Placebo 6/231
Wallace 2010	All-cause withdrawal Gabapentin 56/269 Placebo 30/131	At least 50% improvement over baseline pain (Likert) Gabapentin 95/269 Placebo 36/131	At least one AE Gabapentin 155/272 Placebo 64/133	Dizziness Gabapentin 34/272 Placebo 4/133
y	AE withdrawal Gabapentin 31/269 Placebo 14/131	Much or very much improved on PGIC Gabapentin 99/269 Placebo 32/131	Serious AE Gabapentin 10/272 Placebo 4/133	Somnolence Gabapentin 13/272 Placebo 3/133
			Deaths Gabapentin 0/272 Placebo 1/133	Peripheral oedema Gabapentin 13/272 Placebo 0/133
Zhang 2013	To end of maintenance phase	At least 50% reduction in pain by end maintenance GabaEr1200 44/107 GabaEr 2400 28/82 GabaEr 3600 37/87 Placebo 22/95	At least 1 AE GabaEr1200 75/107 GabaEr 2400 64/82 GabaEr 3600 71/87 Placebo 63/95	Dizziness GabaEr120018/107 GabaEr 2400 21/82 GabaEr 3600 26/87 Placebo 14/95
	All-cause withdrawal GabaEr1200 20/107 GabaEr 2400 21/82 GabaEr 3600 30/87 Placebo 30/95	At least 30% reduction in pain by end maintenance GabaEr1200 57/107 GabaEr 2400 48/82 GabaEr 3600 52/87 Placebo 40/95	SAE: GabaEr1200 0/107 GabaEr 2400 4/82 GabaEr 3600 2/87 Placebo 2/95	Somnolence GabaEr120011/107 GabaEr 2400 9/82 GabaEr 3600 12/87 Placebo 8/95
	AE withdrawal GabaEr1200 6/107 GabaEr 2400 12/82 GabaEr 3600 16/87 Placebo 11/95	PGIC much and very much improved GabaEr1200 24/85 GabaEr 2400 45/103 GabaEr 3600 35/78 Placebo 39/76 Note not ITT	No deaths	Peripheral oedema GabaEr1200 6/107 GabaEr 2400 6/82 GabaEr 3600 5/87 Placebo 0/95
	LoE GabaEr1200 1/107 GabaEr 2400 1/82 GabaEr 3600 4/87 Placebo 6/95			Other AEs in ≥ 5% reported
	Withdrawal of consent and protocol deviation most common other reasons			

(Continued)

Painful diabetic neuropathy

Backonja 1998	All-cause withdrawal Gabapentin 14/84 Placebo 16/81	PGIC much or moderately improved Gabapentin 47/84 Placebo 25/81	At least one AE Gabapentin 70/84 Placebo 54/81	Dizziness Gabapentin 20/84 Placebo 4/81
	AE withdrawal Gabapentin 7/84 Placebo 5/81	At least 50% reduction in pain (CTR) Gabapentin 39/84 Placebo 16/81	Serious AE Gabapentin 3/84 Placebo 2/81	Somnolence Gabapentin 19/84 Placebo 5/81
	LoE withdrawal Gabapentin 1/84 Placebo 5/81	PGIC much improved (CTR) Gabapentin 33/84 Placebo 12/81	Deaths Gabapentin 0/84 Placebo 0/81	
		PGIC moderately or much improved (CTR) Gabapentin 47/84 Placebo 25/81		
CTR 945-224	All-cause withdrawal Gabapentin 600 12/82 Gabapentin 1200 6/82 Gabapentin 2400 19/84 Placebo 12/77	At least 50% reduction in pain score Gabapentin 600 13/82 Gabapentin 1200 33/82 Gabapentin 2400 25/84 Placebo 19/77	At least 1 AE Gabapentin 600 40/82 Gabapentin 1200 35/82 Gabapentin 2400 45/84 Placebo 36/77	Somnolence Gabapentin 600 4/82 Gabapentin 1200 3/82 Gabapentin 2400 11/84 Placebo 1/77
	AE withdrawal Gabapentin 600 8/82 Gabapentin 1200 3/82 Gabapentin 2400 11/84 Placebo 8/77	PGIC very much improved Gabapentin 600 9/82 Gabapentin 1200 14/82 Gabapentin 2400 14/84 Placebo 10/77	Serious AE Gabapentin 600 5/82 Gabapentin 1200 2/82 Gabapentin 2400 3/84 Placebo 4/77	Dizziness Gabapentin 600 7/82 Gabapentin 1200 4/82 Gabapentin 2400 6/84 Placebo 2/77
	LoE withdrawal Gabapentin 600 0/82 Gabapentin 1200 0/82 Gabapentin 2400 4/84 Placebo 1/77	PGIC much or very much improved Gabapentin 600 22/82 Gabapentin 1200 36/82 Gabapentin 2400 36/84 Placebo 26/77	There were no deaths	Peripheral oedema Gabapentin 600 4/82 Gabapentin 1200 1/82 Gabapentin 2400 2/84 Placebo 2/77
CTR 945-1008 Multicen- tre	All-cause withdrawal Gabapentin 64/200 Placebo 54/189	At least 30% reduction in pain Gabapentin 113/200 Placebo 77/189	At least one AE Gabapentin 159/200 Placebo 126/189	Somnolence Gabapentin 31/200 Placebo 8/189
	AE withdrawal Gabapentin 27/200 Placebo 18/189	At least 50% reduction in pain Gabapentin 77/200 Placebo 46/189	Serious AE Gabapentin 15/200 Placebo 15/189	Dizziness Gabapentin 38/200 Placebo 15/189
	LoE withdrawal Gabapentin 1/200 Placebo 4/189		Deaths Gabapentin 1/200 Placebo 1/189	Asthenia Gabapentin 22/200 Placebo 8/189 Peripheral oedema Gabapentin 33/200 Placebo 7/189
Gorson 1999		Moderate or excellent pain relief (both phases)	At least one AE Gabapentin 12/40	

Deaths (inferred)
Gabapentin 0/40
Placebo 0/40

Peripheral oedema
Gabapentin 3/23
Amitriptyline 2/24

No data

Details of other AEs occurring in at least 5% of any group

Dizziness
Gabapentin (1) 8/47
Gabapentin (2) 6/49
Placebo 0/51

(Continued)

	<p>Adverse event Gabapentin (1) 2/46 Gabapentin (2) 2/50 Placebo 2/51</p> <p>No lack of efficacy with- drawals - remaining 3 were protocol violation (1) and withdrew consent (2)</p>	<p>Placebo 7.8% = 4/51</p> <p>PGIC much or very much im- proved Gabapentin (1) 55.3% = 25/45 Gabapentin (2) 67.4% = 34/50 Placebo 34% = 17/51</p> <p>Similar results for sleep interfer- ence</p>	<p>Gabapentin (2) 23/49 Placebo 20/51</p> <p>Serious AE Gabapentin (1) 0/47 Gabapentin (2) 0/49 Placebo 1/51 (judged not related)</p> <p>No deaths</p>	<p>Somnolence Gabapentin (1) 6/47 Gabapentin (2) 2/49 Placebo 0/51</p> <p>Nausea Gabapentin (1) 2/47 Gabapentin (2) 3/49 Placebo 0/51</p> <p>Headache Gabapentin (1) 2/47 Gabapentin (2) 3/49 Placebo 2/51</p>
Simpson 2001	<p>All-cause withdrawal Gabapentin 3/30 Placebo 3/30</p> <p>Lack of efficacy Gabapentin 1/30 Placebo 1/30</p> <p>Adverse event Gabapentin 2/30 Placebo 2/30</p>	<p>PGIC moderate or much im- proved Gabapentin: 15/30 Placebo: 7/30</p>	<p>No deaths reported, and no serious ad- verse events report- ed</p>	<p>Somnolence Gabapentin 6/27 Placebo 1/27</p> <p>Dizziness Gabapentin 6/27 Placebo 1/28</p>
Mixed neuropathic pain				
NCT00904202	<p>AE withdrawals Gabapentin 6/16 Lidocaine 3/14 Combination 6/16 Placebo 1/16</p>	<p>No statistically significant differ- ences between groups for any ef- ficacy parameter</p> <p>% pain relief (mean change at end of study): Gabapentin 43.6% Lidocaine 39.2% Combo 50% Placebo 26.4%</p> <p>Satisfaction with treatment (sat- isfied and very satisfied): Gabapentin 65% Lidocaine 69% Combo 69% Placebo 64%</p>	<p>Overall 61/62 par- ticipants reported at least one AE</p> <p>No deaths</p> <p>1 SAE (lidocaine (haemorrhagic stroke))</p>	<p>Most frequent AEs were fa- tigue, dizziness (excluding vertigo), weakness, somno- lence, decreased appetite, nausea, confusion, vision blurred</p> <p>Occurred at similar frequen- cies in each group except blurred vision (gabapentin 12/16, lidocaine 2/14, combi- nation 8/16, placebo 8/16))</p>
Gilron 2005	<p>16 withdrawals during treatment</p>	<p>At least moderate pain relief (5- point scale) for those completing a given treatment: Placebo 13/42 Gabapentin 27/44 Morphine 35/44 gabapentin/morphine 32/41</p>	<p>Not interpretable</p>	<p>Not interpretable</p>
Gilron 2009	<p>All-cause withdrawals Gabapentin 8/54 Nortriptyline 2/52 Combination 1/52</p> <p>AE withdrawals</p>	<p>Pain significantly lower with com- bination than either drug alone, by < 1/10 points</p>	<p>No serious AE recorded</p>	<p>Individual AE reporting showed higher incidence during titration than at maxi- mum tolerated dose</p>

(Continued)

Gabapentin 7/54
Nortriptyline 1/52
Combination 1/52

Serpell
2002

All-cause withdrawals
Gabapentin 32/153
Placebo 41/152

At least 50% reduction in pain
Gabapentin 32/153
Placebo 22/152

At least one AE
Gabapentin
117/153
Placebo 103/152

Somnolence
Gabapentin 22/153
Placebo 8/152

AE withdrawals
Gabapentin 24/153
Placebo 25/152

PGIC very much or much im-
proved
Gabapentin 48/153
Placebo 22/152

Serious AE
Gabapentin 4/153
Placebo 4/152

Dizziness
Gabapentin 37/153
Placebo 12/152

LoE withdrawals
Gabapentin 1/153
Placebo 5/152

PGIC very much improved CTR
Gabapentin 18/153
Placebo 9/152

Deaths
Gabapentin 0/153
Placebo 2/152

PGIC much improved CTR
Gabapentin 30/153
Placebo 13/152

Radicular leg pain

Atkinson
2016

All-cause withdrawal
Gabapentin 19/55
Placebo 17/53

 $\geq 30\%$ decrease in pain intensity
Gabapentin 36% (n = 34)
Placebo 36% (n = 38)

At least one AE
(possibly or proba-
bly attributed)
Gabapentin 49/55
Placebo 35/53
Most mild or mod-
erate

Dizziness
Gabapentin 24/55
Placebo 14/53

AE withdrawal
Gabapentin 7/55
Placebo 5/53

 $\geq 50\%$ decrease in pain intensity
Gabapentin 26% (n = 34)
Placebo 29% (n = 38)

Fatigue/Asthenia
Gabapentin 27/55
Placebo 15/53

LoE withdrawal
Gabapentin 5/55
Placebo 1/53

No significant differences be-
tween those with (n = 46) and
without (n = 62) radiating pain

Somnolence (inc sleep)
Gabapentin 21/55
Placebo 11/53

Other (?Lost to follow-up):
Gabapentin 7/55
Placebo 11/53

Participant estimation of pain
improvement at exit

Loss of balance
Gabapentin 18/55
Placebo 2/53

 $\geq 30\%$
Gabapentin 43% (probably n
=34)
Placebo 38% (probably n=38)

Accommodation disturbance
Gabapentin 19/55
Placebo 3/53

 $\geq 50\%$
Gabapentin 23% (probably n
=34)
Placebo 20% (probably n=38)

Concentration difficulties
Gabapentin 21/55
Placebo 6/53

Dry mouth
Gabapentin 22/55
Placebo 10/53

Cohen
2015

All-cause withdrawal
Gabapentin 40/72
Steroid 30/73

Decrease in average leg pain at 3
months
Gabapentin 1.6 (SD 2.7)
Steroid 2.0 (SD 2.6)

At least one AE (in-
jection-related)
Gabapentin 7/72
Steroid 6/73

Sedation/fatigue
Gabapentin 13/72
Placebo 8/73

"Negative outcome"
Gabapentin 39/72
Steroid 23/73

Decrease in worst leg pain at 3
months
Gabapentin 2.3 (SD 3.5)
Steroid 2.7 (SD 3.2)

At least one AE
(drug-related)
Gabapentin 37/72
Steroid 30/73

Cognition
Gabapentin 7/72
Placebo 5/73

"Withdrew"

Swelling (oedema?)

(Continued)

Gabapentin 0/72
Steroid 7/73

Gabapentin 3/72
Placebo 0/73

Lost to follow-up
Gabapentin 1/72
Steroid 2/73

Dizziness
Gabapentin 2/72
Placebo 0/73

Dry mouth
Gabapentin 2/72
Placebo 0/73

Spinal cord injury

Tai 2002

Discontinuations
All-cause 7/14
Urinary retention 1/14

Not interpretable

No data
"No significant side
effects noted at the
maximum dosage"

No data

Leven-
doglu
2004

All completed

Average fall in pain 62% with
gabapentin, 13% with placebo

All-cause AE
Gabapentin 13/20
Placebo 5/20

Sedation
Gabapentin 3/20
Placebo 0/20

Mean scores without SD. No di-
chotomous results

Oedema
Gabapentin 3/20
Placebo 0/20

Rintala
2007

16/38 withdrew

No dichotomous data.
The paper claims statistical su-
periority of amitriptyline over
gabapentin using paired t-tests
for 22 participants completing all
3 phases. It also claims no benefit
of gabapentin over placebo

No dichotomous
data

No dichotomous data

Nerve injury pain

Gordh
2008

All-cause withdrawal
Gabapentin 11/120
Placebo 11/120

Marked pain relief
Gabapentin 18/98
Placebo 5/98

Serious AE
Gabapentin 5/120
Placebo 1/120

Dizziness
Gabapentin 39/120
Placebo 9/120

AE withdrawal
Gabapentin 7/120
Placebo 3/120

Marked or moderate pain relief
Gabapentin 31/98
Placebo 14/98

LoE withdrawal
Gabapentin 1/120
Placebo 2/120

No pain relief
Gabapentin 54/98
Placebo 70/98

At least 50% pain relief
Gabapentin 11 13/98
Placebo 7 9/98

At least 30% pain relief
Gabapentin 20 29/98
Placebo 10 19/98

Benefits from gabapentin over
placebo for sleep and some as-
pects of quality of life

(Continued)

Phantom

Smith 2005	No apparent withdrawals	"Meaningful decrease in pain" (top of 5-point scale) Gabapentin 13/24 Placebo 5/24	No data	No data
Bone 2002	No data on where withdrawals occurred	No dichotomous data Significant benefit for gabapentin by week 6 for pain	No data	Somnolence Gabapentin 7/19 Placebo 2/19 Dizziness Gabapentin 2/19 Placebo 1/19

Cancer-associated neuropathic pain

Caraceni 2004	All-cause withdrawal Gabapentin 21/80 Placebo 10/41 AE withdrawal Gabapentin 6/80 Placebo 3/41 LoE withdrawal Gabapentin 0/80 Placebo 0/41	Somewhat better pain responses with gabapentin than placebo	No data Any AE Gabapentin 35/79 Placebo 10/41	Somnolence Gabapentin 18/79 Placebo 4/41 Dizziness Gabapentin 7/89 Placebo 0/41
Rao 2007	All-cause withdrawal Gabapentin 23/115 Placebo 26/115	No significant difference between gabapentin and placebo, but pain scores were low and the study may have lacked sensitivity	No data	Dizziness Gabapentin 8/91 Placebo 4/89

HIV

Hahn 2004	All-cause withdrawal Gabapentin 1/15 Placebo 1/11 AE withdrawal Gabapentin 1/15 Placebo 0/11	Improvement in pain and sleep interference with gabapentin and placebo, with sustained difference in sleep but not pain	No serious AE or deaths reported	Somnolence Gabapentin 12/15 Placebo 2/11 Dizziness Gabapentin 9/15 Placebo 5/11 Disturbed gait Gabapentin 7/15 Placebo 3/11
---------------------------	---	---	----------------------------------	---

AE: adverse event; CTR: clinical trial report; GabaEn: gabapentin encarbil; GabaEr: gabapentin extended-release; LoE: lack of efficacy; PGIC: Patient Global Impression of Change; QoL: quality of life; SAE: serious adverse event; VAS: visual analogue scale;

FEEDBACK

Feedback submitted 2015, 29 May 2015

Summary

Date of Submission: 29-May-2015
Gabapentin for chronic neuropathic pain in adults (Review)

Copyright © 2020 The Cochrane Collaboration. Published by John Wiley & Sons, Ltd.

Name: Michael Chan BSc(Pharm); Danielle Ghag BSc(Pharm); Aaron Tejani PharmD

Affiliation: UBC

Role: Pharmacist

Comment: Written by Michael Chan BSc(Pharm), Danielle Ghag BSc(Pharm), Aaron Tejani PharmD

Dear Cochrane Review Team,

We read with great interest the systematic review of Gabapentin for chronic neuropathic pain and fibromyalgia in adults by Moore 2014. Although this systematic review has taken on the arduous task of ascertaining the highest level of available evidence, it is made difficult by the inherent bias that plagues the trials in the literature. This was evidenced upon further analysis of the 6 trials that were included in outcome 1.1, "At least 50% pain reduction over baseline". The results of this outcome were subject to the limitations of the methodology in these studies that were not adequately accounted for in this review article.

The five-point Oxford Scale was included for each study to assess the risk of bias. This scale has been shown to provide unreliable validity assessments and its use is discouraged because it does not address important biases such as allocation concealment. Moreover, since gabapentin has a profound side effect profile, participants may have correctly anticipated which treatment they received. Thus, we feel that blinding is not adequately assessed through the Oxford scale, as points are allocated for double blinding without considering whether blinding was maintained throughout the study. In these cases, the risk of bias due to blinding may be better represented as an unclear risk or as some may argue, high risk. This would lead to reclassification of Sang 2013, Wallace 2010 and Zhang 2013 from low risk to unclear or high risk of bias, which may impact our interpretation of outcome 1.1. Furthermore, the effect size of gabapentin may be an overestimation as compromised blinding may account for an exaggerated effect of 13% (Savović 2012).

The aforementioned risk of bias due to blinding may be exacerbated by partial enrichment of the population that was enrolled. Studies by Sang 2013, Wallace 2010 and Zhang 2013 included patients who had previously responded to gabapentin, and excluded those who did not respond or tolerate gabapentin. This subset of participants who have already received the active drug, may be able to determine which drug they are receiving based on their knowledge of its anticipated effects, therefore jeopardizing blinding. Thus, enrichment can introduce performance and selection bias, which falsely inflates the proportion of patients who respond to active treatment.

This review assumed that treatment effects were not significantly affected by partial enrichment based on the results of the systematic review by Straube 2008, which examined the effects of enrichment in 21 trials of gabapentin or pregabalin. Of the 12 studies that examined gabapentin specifically, 10 were not enriched and 2 were partially enriched. A limitation of Straube 2008 was that the 2 partially enriched studies did not provide the proportion of patients taking gabapentin at baseline. This makes it difficult to determine the degree and implications of enrichment. Also, Straube 2008 stated it was difficult to make meaningful comparisons between trials using different doses of gabapentin and enrolment strategies.

The issue of enriched enrolment is exemplified by the poorly described baseline characteristics in most of the studies for outcome 1.1. Although, Sang 2013 specified that 43.6% and 39.6% of those in the gabapentin and placebo groups respectively had received gabapentin or pregabalin prior to enrolment, other studies did not disclose this information. Due to the uncertainty surrounding the impact that enrichment has on the treatment effects of gabapentin, we believe that a subgroup analysis may be appropriate to analyze enriched and non-enriched studies independently. The impact of enrichment may jeopardize internal and external validity, which we feel were not adequately addressed in the "Overall Completeness and Applicability of the Evidence".

The majority of the included studies reported in outcome 1.1 did not disclose the proportion of patients receiving tricyclic antidepressants concomitantly or specify whether the dose was altered during the study. Since there is uncertainty surrounding the maintenance of blinding, this could lead to researchers favoring the gabapentin group by altering TCAs or other analgesics accordingly.

The review article stated that a fixed-effects model would be used if statistically significant heterogeneity was found. Despite this, even though there was statistically significant heterogeneity for outcomes 1.2.2 and 1.3.1, a fixed effects model was still used. Moreover, the review did not provide an assessment of possible reasons for heterogeneity. A random-effects model meta-analyses would be a more conservative approach to address the heterogeneity to provide a more meaningful conclusion (Higgins 2011).

For outcome 1.1 Baseline Observation Carried Forward (BOCF) was utilized to address attrition in two of the six studies, which accounted for over half of the weight. Although deemed a conservative approach, it can lead to an overestimation or underestimation of the number of patients with greater than 50% improvement from baseline. For example, the BOCF may indirectly overestimate the treatment effect of gabapentin by not taking into account the proportion of those receiving placebo who experienced a 50% improvement. This is of particular concern since we believe that blinding may have been compromised in these trials as described above. This unclear risk of bias is not captured in the summary tables which classifies BOCF as low risk. Moreover, the Summary of Findings Table for Main Comparisons for postherpetic neuralgia states that "Imputation method used [was] (LOCF) and small study size could influence results to reduce gabapentin efficacy". This statement is not entirely accurate as Sang 2013 and Wallace 2010, which account for approximately 58.1% of the weight of outcome 1.1, use BOCF. Even so, we disagree with the fact that the Last Observation Carried Forward (LOCF) would reduce the treatment

as it may in fact increase or decrease it. Despite our best efforts to postulate whether or not LOCF and BOCF would alter treatment effects, the best approach would be delving into the individual studies and contacting the authors for missing information.

One possible intervention to increase the confidence of the results in this review would be to conduct a sensitivity analysis. We would have liked to see a sensitivity analysis performed regardless of the number of studies available. Sensitivity analysis would help to characterize the impact of methodological limitations on the results of the systematic review.

Best Regards,

Michael Chan BSc(Pharm),

Danielle Ghag BSc(Pharm) and

Aaron M Tejani PharmD

References:

1. Zhang L, Rainka M, Freeman R, Harden RN, Bell CF, Chen C, et al. A Randomized, Double-Blind, Placebo-Controlled Trial to Assess the Efficacy and Safety of Gabapentin Enacarbil in Subjects With Neuropathic Pain Associated With Postherpetic Neuralgia (PXN110748). *J Pain*. 2013 Jun;14(6):590–603.
2. Straube S, Derry S, McQuay HJ, Moore RA. Enriched enrolment: definition and effects of enrichment and dose in trials of pregabalin and gabapentin in neuropathic pain. A systematic review. *Br J Clin Pharmacol*. 2008 Aug;66(2):266–75.
3. Wallace MS, Irving G, Cowles VE. Gabapentin Extended-Release Tablets for the Treatment of Patients with Postherpetic Neuralgia. *Clin Drug Investig*. 2010;30(11):765–76.
4. Moore RA, Wiffen PJ, Derry S, Toelle T, Rice ASC. Gabapentin for chronic neuropathic pain and fibromyalgia in adults. In: The Cochrane Collaboration, editor. *Cochrane Database of Systematic Reviews* [Internet]. Chichester, UK: John Wiley & Sons, Ltd; 2014 [cited 2015 May 29]. Available from: <http://doi.wiley.com/10.1002/14651858.CD007938.pub3>
5. Rice ASC, Maton S, Group1UK PNS, others. Gabapentin in postherpetic neuralgia: a randomised, double blind, placebo controlled study. *Pain*. 2001;94(2):215–24.
6. Sang CN, Sathyanarayana R, Sweeney M, Investigators D-1796 S, others. Gastroretentive gabapentin (G-GR) formulation reduces intensity of pain associated with postherpetic neuralgia (PHN). *Clin J Pain*. 2013;29(4):281–8.
7. Savović J, Jones H, Altman D, Harris R, Jüni P, Pildal J et al. Influence of reported study design characteristics on intervention effect estimates from randomised controlled trials: combined analysis of meta-epidemiological studies. *Health Technology Assessment*. 2012;16(35). .
8. Higgins JPT, Green S (editors). *Cochrane Handbook for Systematic Reviews of Interventions* Version 5.1.0 [updated March 2011]. The Cochrane Collaboration, 2011. Available from www.cochrane-handbook.org.

I agree with the conflict of interest statement below:

I certify that I have no affiliations with or involvement in any organization or entity with a financial interest in the subject matter of my feedback.

Reply

Chan and colleagues begin by suggesting that the presence of adverse events with an active drug may compromise an overall blinding of the trial by an external observer, as they would anticipate that a person with adverse events had had an active drug, while those without had placebo. That would be even when, as in the three studies you mentioned, there was a matched placebo so that neither patients nor observers were aware of the allocation initially.

Of course, for the individual patient, who cannot see the overall picture, that would not be the case. And since the individual patient makes their own judgment about pain and other outcomes, the position of the outside observer is irrelevant. Moreover, when you look at the actual event rates for adverse events in these three trials, and overall, there is a rather low increase in adverse event rates (RR 1.25 overall). Wallace and Zhang showed no difference in event rates between gabapentin and placebo, which makes it especially hard to see how this suggested bias would act.

In this circumstance, it is hard to see what justification they can have for their statements, unless supported with empirical evidence from elsewhere. We have been looking for some years now, as we have an interest in the methodology of systematic reviews and sources of bias, and are aware of none.

In passing, we use both the Oxford Quality Score (to help justify inclusion and exclusion – studies must be randomised and double blind to be accepted) and a version of Risk of Bias. The OQS now has well over 10,000 citations, and is validated. Cochrane RoB omits several important, and possibly crucial, sources of bias. Neither is perfect, but when detecting bias we need all the tools at our disposal.

They also make a point about partial enrichment. The situation right now is that there is zero empirical evidence that partial enrichment makes any difference to results of clinical trials in neuropathic pain. It may well be, as they say, that some residual bias is not accounted for, but that is speculation, and not fact. The fact is that the three studies that they seem to be concerned about are not out of line with others in the analyses, and one of them, for analysis of PGIC, was not different from placebo.

Chan and colleagues are also concerned with patients receiving TCAs. Actually, it is very unlikely that TCA prescribing changes affected the results. Most trials indicated that any concomitant therapies would not be changed during the course of the trial. It is an interesting speculation, but since tricyclic efficacy is as low as all others in NP (based on the rather inadequate evidence we have, as well as clinical experience), one would really need to push this to an extreme to explain any result. Is there any evidence that increasing doses of TCAs has any dramatic effect on analgesia? We know of none, and we also know that most people do not respond to TCAs while many suffer adverse events, which often make them desist. It is a hard argument to maintain.

Issues around statistics refer to situations with only a handful of studies, or where one study (Zhang) gave a result favouring placebo. Random effects models are more appropriate where there is clinical heterogeneity, which we try to avoid. Changing to random effects does not change the result, but we might revisit this. Actually RE is more appropriate where there are a number of small studies, which is where heterogeneity can occur – but there are number of issues intertwined here, so it isn't simple. For example, examples of fraudulent research often show high degrees of homogeneity, and heterogeneity tests can be used to detect fraud. We may need to reword the methods and revisit thinking on this.

We found their point about imputation rather difficult to understand. We cannot see why that should be because the imputation is applied equally to both active and placebo. In several individual patient level calculations that have used LOCF and BOCF there has been little effect of imputation method on placebo, only on active treatments where there is a large adverse event withdrawal rate, as we pointed out in our analysis in Pain. And there is good evidence of potentially very large positive bias for opioids in chronic non-cancer pain.

We are sorry Chan and colleagues disagree with the current evidence on imputation method. We use BOCF to produce a result where patients who are able to remain on treatment with tolerable adverse events have a high degree of pain relief. That makes clinical sense, and is what systematic reviews tell us that patients want. It also makes sound economic sense. Using LOCF to impute results where up to 65% of patients drop out over 12 weeks (as in opioid studies in chronic non-cancer pain) might be of some statistical interest, and might produce significant results where BOCF does not, but it takes some explaining as to its relevance to the real world. Unless and until that is explained to us and supported with empirical evidence, we are more than happy to stick to our guns on this.

As to contacting authors, we have done – or rather had discussions with pharmaceutical companies about the possibility of obtaining individual patient level data for gabapentin. This will not be possible. It is a shame, because in other circumstances where we could obtain patient level data we have been able to make some interesting and important methodological advances, even though you appear not to agree with them.

We find it hard to understand why Chan and colleagues would want sensitivity analysis with inadequate data. What we know is that small studies, and small numbers of small studies, can give us the wrong answer. This has been evident for at least 20 years, and is supported by several recent major studies, often in pain topics. To use unreliable evidence on which to base judgments like that seems retrograde.

Andrew Moore, Sheena Derry, Phil Wiffen

Editorial note: this review will be assessed for updating in 2019, and may then be split into two reviews: neuropathic pain, and fibromyalgia.

Contributors

Feedback Editor Kate Seers, Managing Editor Anna Hobson, and review authors.

Feedback submitted, 26 March 2019

Summary

Date of Submission: 27-Mar-2019

Name: Aron Nenninger

Email Address: Aron.Nenninger@northernhealth.ca

Affiliation: British Columbia PAD Provincial Academic Detailing Service, Canada

Role: Academic Detailing Pharmacist

I am writing to pass along what appears to be a data transcription error within the recent Cochrane Review, Gabapentin for Chronic Neuropathic Pain in Adults, CD007938, published in June 2017. While reading one of the articles included in the Cochrane Review, referenced as Rauck 2013a (1), it appears there is a data transcription error in the Cochrane analysis in which data from the pregabalin active control group seems to have been used in place of data from the placebo control group. It looks like the data in question are reported

from Rauck's table 7. In the Cochrane Analysis 1.1, At least 50% pain reduction over baseline, the placebo group from Rauck is reported as 14/66 which seems to be data from the pregabalin group in the original paper. The placebo group in Rauck table 7 should be reported as 35/120. Similarly in Analysis 1.4, IMMPACT outcome of substantial improvement, it appears the same data was used from Rauck as in analysis 1.1, so a similar issue exists with pregabalin results (14/66) being reported as the placebo (35/120). In the rest of the Cochrane analyses, the placebo group from Rauck is reported with a denominator of 120, and appears accurate. Thank you for your ongoing work on the Cochrane reviews and in how outcomes are reported. They are consistently very useful in trying to sort out the clinical utility of these medications, and in informing frameworks of how to approach pain conditions.

1. Rauck R, Makumi CW, Schwartz S, Graff O, Meno-Tetang G, Bell CF, et al. A randomized, controlled trial of gabapentin enacarbil in subjects with neuropathic pain associated with diabetic peripheral neuropathy. *Pain Practice* 2013;13(6):485–96. CTG: NCT02074267; DOI:10.1111/papr.12014

Reply

Thank you for spotting this. You are of course correct. We have made the correction, and the result is that, compared with placebo and for at least 50% pain relief, the RR falls from 1.9 (1.5 to 2.3) to 1.7 (1.4 to 2.0), while the NNT increases from 5.9 (4.6 to 8.3) to 6.6 (5.0 to 9.7); the number in the analyses increases slightly. The same change was made to the IMMPACT substantial outcome, that uses identical data. That's analyses 1.1 and 1.4 ([Analysis 1.1](#); [Analysis 1.4](#)).

We have also made the changes in the Abstract, Results section (including a new version of [Figure 9](#)), SoF tables ([Summary of findings for the main comparison](#); [Summary of findings 2](#); [Summary of findings 3](#)), and in the Discussion, where relevant.

As you point out, the correction makes no clinical difference.

While it is annoying that a mistake occurred, it is terrific in a living document like this that it can be corrected as soon as it is spotted and verified.

Andrew Moore

Contributors

Feedback Editor Hayley Barnes, Co-ordinating Editor Christopher Eccleston, and Managing Editor Anna Erskine.

WHAT'S NEW

Date	Event	Description
18 February 2020	Amended	Clarification added to Declarations of interest .
11 October 2017	Review declared as stable	See Published notes .

HISTORY

Protocol first published: Issue 3, 2009

Review first published: Issue 3, 2011

Date	Event	Description
28 May 2019	Amended	Contact details updated.
27 March 2019	Feedback has been incorporated	See Feedback 2 .
28 April 2017	New search has been performed	This review has been updated to include the results of a new search on 17 January 2017
25 April 2017	New citation required but conclusions have not changed	New search resulting in four additional studies (530 participants). Modified inclusion and exclusion criteria, mainly con-

Date	Event	Description
		cerned with newer definitions of neuropathic pain resulting in exclusion of three previously included studies
23 July 2015	Amended	This review is being split; see Published notes
6 July 2015	Feedback has been incorporated	See Feedback section for details.
19 May 2014	Amended	Mistake in Summary of findings table corrected
28 April 2014	Review declared as stable	This review will be assessed for updating in 2019.
17 March 2014	New citation required but conclusions have not changed	Additional studies did not change efficacy or harm estimates in any clinically significant way
17 March 2014	New search has been performed	<p>New searches. New studies added. Minor methodological amendments made, in line with current standards.</p> <p>The original chronic pain review included 14 studies with 1392 participants in 13 reports. The 2011 update involved 29 studies in 29 reports with 3571 participants. In this update we consider 33 studies in 34 reports, involving 4388 participants taking oral gabapentin.</p> <p>We have added seven new studies of oral gabapentin with 1919 participants (Backonja 2011; Harden 2013; Mishra 2012; NCT00475904; Rauck 2013a; Sang 2013; Zhang 2013) and another new publication (Sandercock 2012) that provided results for a study that was already included but did not provide usable data (Sandercock 2009). We also identified a small study, with 170 participants, using an experimental formulation of injected (intrathecal) gabapentin (Rauck 2013b).</p>

CONTRIBUTIONS OF AUTHORS

For the 2011 update: PW, RAM, and SD wrote the 2011 protocol; PW, SD, and RAM carried out searches, assessed inclusion of papers, and extracted data. RAM wrote up the 2011 review and all authors contributed to the final draft and approved the published version.

For the 2014 update: RAM and SD carried out searches, selected studies, and added new data to the review. TRT and AR commented on clinical aspects relating to gabapentin. All authors contributed to the final draft and approved the published version.

For the 2017 update: RAM and SD carried out searches, selected studies, and added new data to the review. All authors contributed to the final draft and approved the published version.

PW will be responsible for the update.

DECLARATIONS OF INTEREST

PW: none known

SD: none known

RFB: none known. RFB is a retired specialist pain physician who has managed patients with neuropathic pain.

ASCR: undertakes consultancy and advisory board work for Imperial College Consultants - since June 2013 this has included remunerated work for: Spinifex, Abide, Astellas, Neusentis, Merck, Medivir, Mitsubishi, Aquilas, Asahi Kasei, Relmada, Novartis, and Orion. All consultancy activity relates to consultancy advice on the preclinical/clinical development of drugs for neuropathic pain. Neusentis was a subsidiary of Pfizer. He owned share options in Spinifex Pharmaceuticals which was acquired by Novartis in July 2015. ASCR was a Principal Investigator in the EuroPain consortium. EuroPain has received support from the Innovative Medicines Initiative Joint Undertaking under grant agreement number 115007, resources for which are composed of financial contribution from the European

Union's Seventh Framework Programme (FP7/20072013) and European Federation of Pharmaceutical Industries and Associations (EFPIA) companies (www.imieuropain.org). Specifically, research funding for ASCR's laboratory has been received by Imperial College from Pfizer (manufacturer of gabapentin) and Astellas - both these grants were for projects related to improving the validity of animal models of neuropathic pain. ASCR is a site investigator for the Neuropain project, funded by Pfizer via Kiel University - Chief Investigator Prof Ralf Baron. He is Vice-Chair of the International Association for the Study of Pain (IASP) Special Interest Group on Neuropathic Pain (www.neupsig.org) and serves on the Executive Committee of ACTTION (Analgesic, Anesthetic, and Addiction Clinical Trial Translations, Innovations, Opportunities, and Networks; www.acttion.org).

TRT is a site investigator for the Neuropain project, funded by Pfizer. Since 2014 TRT has consulted with or received lecture fees from pharmaceutical companies related to chronic pain and analgesics: Astellas, Eli Lilly, Grünenthal, Pfizer, and Mundipharma.

TP: none known. TP is a specialist pain physician who has managed patients with neuropathic pain.

RAM has received grant support from Grünenthal relating to individual participant-level analyses of trial data regarding tapentadol in osteoarthritis and back pain (2015) and from Novartis for network meta-analyses in acute pain. He has received honoraria for attending boards with Menarini concerning methods of analgesic trial design (2014), with Novartis (2014) about the design of network meta-analyses, and RB on understanding pharmacokinetics of drug uptake (2015). He has received honoraria from Omega Pharma (2016) and Futura Pharma (2016) for providing advice on trial and data analysis methods.

This review was identified in a 2019 audit as not meeting the current definition of the Cochrane Commercial Sponsorship policy. At the time of its publication it was compliant with the interpretation of the existing policy. As with all reviews, new and updated, at update this review will be revised according to 2020 policy update.

SOURCES OF SUPPORT

Internal sources

- Oxford Pain Relief Trust, UK.

General institutional support

External sources

- NHS Cochrane Collaboration Programme Grant Scheme, UK.
- European Union Biomed 2 Grant no. BMH4 CT95 0172, UK.
- The National Institute for Health Research (NIHR), UK.

NIHR Cochrane Programme Grant: 13/89/29 - Addressing the unmet need of chronic pain: providing the evidence for treatments of pain.

DIFFERENCES BETWEEN PROTOCOL AND REVIEW

The protocol for the original gabapentin review (Wiffen 2005) was superceded and split, and an updated protocol produced for the 2011 review (Moore 2011a), to reflect, at least in part, the more recent developments in understanding of potential biases in chronic pain trials, and new outcomes of direct relevance to people with neuropathic pain. The main difference between the original review and the updated protocol was more emphasis being given to a set of core outcomes, although all of those outcomes were included in the updated protocol.

In the 2014 update we emphasised the difference between first tier and second tier evidence, and also emphasised the differences between conditions now defined as neuropathic pain, and other conditions such as masticatory pain, complex regional pain syndrome-1, and fibromyalgia.

In the 2017 update, we have removed tiers of evidence as these are now largely superceded by GRADE. We have set a minimum study duration of two weeks for this chronic pain condition, in keeping with other reviews in this area that now use only longer duration studies. We are using newer definitions for what constitutes neuropathic pain.

NOTES

No new studies likely to change the conclusions are expected. Therefore, this review has now been stabilised until 2022 following discussion with the authors and editors. If appropriate, we will update the review if new evidence likely to change the conclusions is published, or if standards change substantially which necessitate major revisions.

INDEX TERMS

Medical Subject Headings (MeSH)

Amines [*administration & dosage] [adverse effects]; Analgesics [*administration & dosage] [adverse effects]; Chronic Disease; Chronic Pain [*drug therapy]; Cyclohexanecarboxylic Acids [*administration & dosage] [adverse effects]; Diabetic Neuropathies [drug

Gabapentin for chronic neuropathic pain in adults (Review)

111

Copyright © 2020 The Cochrane Collaboration. Published by John Wiley & Sons, Ltd.

therapy]; Fibromyalgia [*drug therapy]; Gabapentin; Neuralgia [*drug therapy]; Neuralgia, Postherpetic [drug therapy]; Numbers Needed To Treat; Randomized Controlled Trials as Topic; gamma-Aminobutyric Acid [*administration & dosage] [adverse effects]

MeSH check words

Adult; Humans